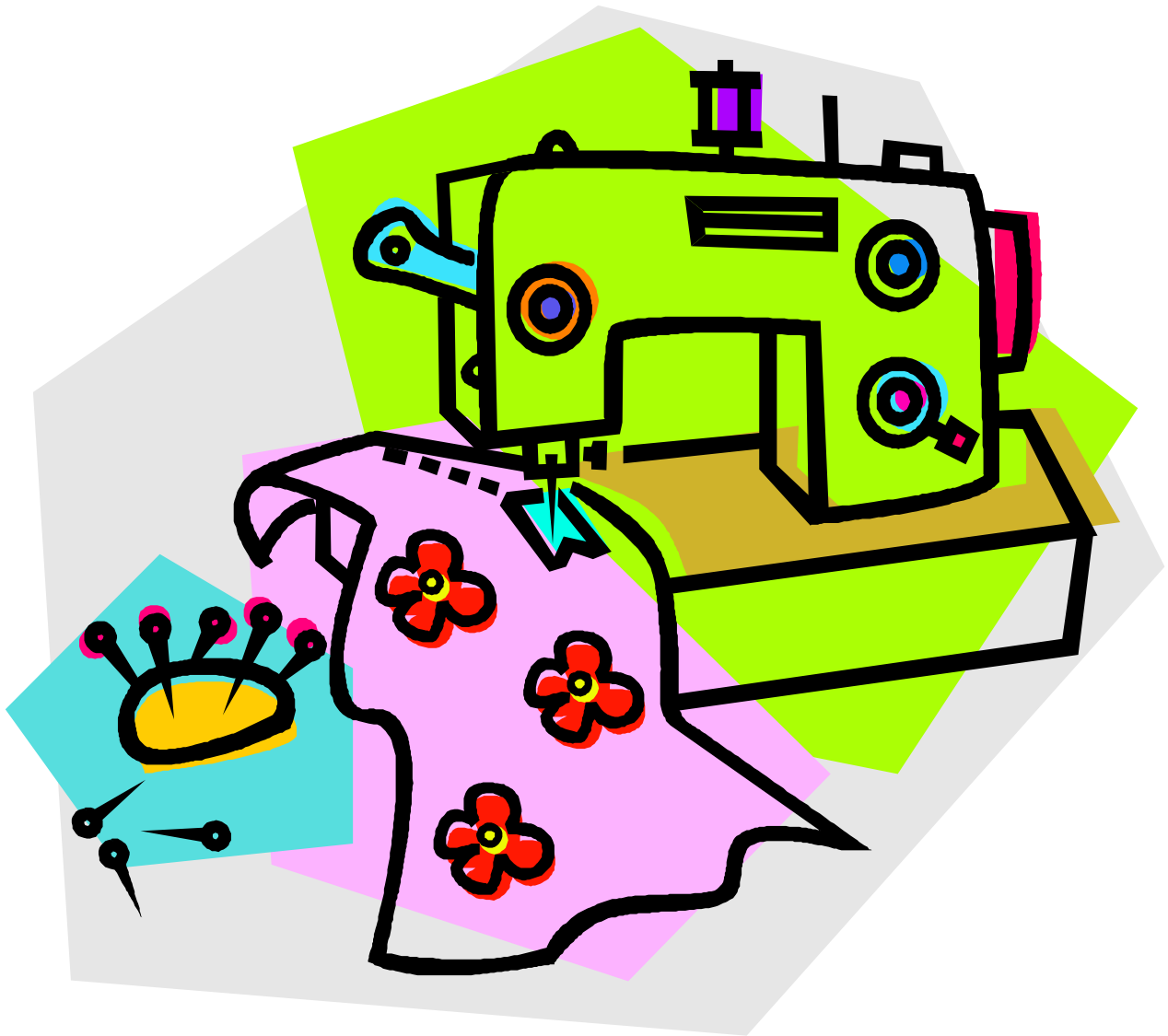


# 4-H FCS Skill-a-thon Sewing and Clothing ID



The photos shown here are only one option of what an item may look like. Other options are available.


Revised March 2023




# Fabrics



**Batik** is an Indonesian technique of wax-resist dyeing applied to whole cloth. This technique originated from Java, Indonesia. **Batik** is made either by drawing dots and lines of the resist with a spouted tool called a tjanting, or by printing the resist with a copper stamp called a cap.




**Chambray** is a plain weave fabric woven with a colored yarn in the warp and a white yarn in the weft. Like *chambray*, denim is made with a colored yarn in the warp and white in the weft, but is woven in a twill construction.




**Eyelet fabric** is a type of lace made by creating holes in a **fabric** medium. Each hole is edged using a buttonhole stitch. The holes are precisely sized and situated to create a pattern or patterns, often floral designs or abstract geometric arrangements.



**Broadcloth** is a very lightweight, smooth, flat looking fabric, with no pattern in the weave of the threads. It is similar in quality to pinpoint fabric, but has less texture. This usually means it is slightly more transparent and not as shiny as the pinpoint



**Corduroy** is a textile with a distinct pattern, a "cord" or wale. Modern **corduroy** is most commonly composed of tufted cords, sometimes exhibiting a channel (bare to the base fabric) between the tufts. Both velvet and **corduroy** derive from fustian fabric.



## Faux Fur

**Fake fur** is a type of textile **fabric** fashioned to simulate genuine animal **fur**. It is known as a pile **fabric** and is typically made from polymeric fibers that are processed, dyed, and cut to match a specific **fur** texture and color. ... Today's **fake furs** can be nearly indistinguishable from the natural **furs** they imitate.



## Faux Leather

Artificial leather is a material intended to substitute for leather in fields such as upholstery, clothing, footwear and fabrics and other uses where a leather-like finish is required but the actual material is cost-prohibitive or unsuitable



**Iron on Interfacing** is used to add stiffness to fabric. The **interfacing** you'll find in a craft store today is **fusible**, and it's applied to the wrong side of the fabric with an **iron**



**Jersey** is a knit fabric used predominantly for clothing manufacture. It was originally made of wool, but is now made of wool, cotton, and synthetic fibers. Since medieval times, Jersey, Channel Islands, where the material was first produced, had been an important exporter of knitted goods<sup>[1]</sup> and the fabric in wool from Jersey became well known. The fabric can be a very stretchy single knitting, usually light-weight, jersey with one flat side and one piled side.<sup>[2]</sup> When made with a lightweight yarn, this is the fabric most often used to make T-shirts



**Knit fabric** is an elastic material, made by yarns initially formed into loops and then interconnected in order to produce a textile structure. Knit fabrics do not have a weave. However, the system of weft and warp threads, traditional for other fabric types, is preserved.

**Knit®** is a fusible **knit interfacing** and supple stabilizer for dresses, jackets, and pants. It is best used with light to mid-weight **knits**, wovens, sweater **knits**, and machine **knitted** fabrics and is excellent with fabrics such as wool, flannel, and gabardine.



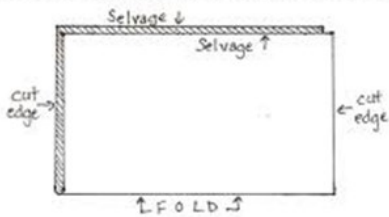
## Leather

*Leather* is a durable and flexible material created by tanning animal rawhides, mostly cattle hide. It can be produced at manufacturing scales ranging from cottage industry to heavy industry.




**Muslin, Unbleached** — Sturdy cotton fabric of plain weave, used especially for sheets.

The selvage edge is the woven edge that does not fray



Fabric has two selvage edges and two cut edges

**Selvage** - Uncut edge on both the right and left side of the fabric as it is woven. The way it is finished makes it unsuitable for fabrication.



**Spandex** — A strong fiber with medium weight and good elasticity. Used for clothing and swimsuits.

**Thermal lining** is a slightly thicker fabric (210g/m<sup>2</sup>) than cotton lining. This lining is used for thermal insulated curtains, which prevents heat from escaping during the winters, as well as protects your home from the heat during the summer. Insulated curtains often help with energy costs.



**Wool** — A rough fiber with good crimp. Has a stiff drape and good cover. Use in carpets and some clothing.



**Woven fabric** is *any textile formed by weaving*. Woven fabrics are often created on a loom, and made of many threads woven on a warp and a weft.

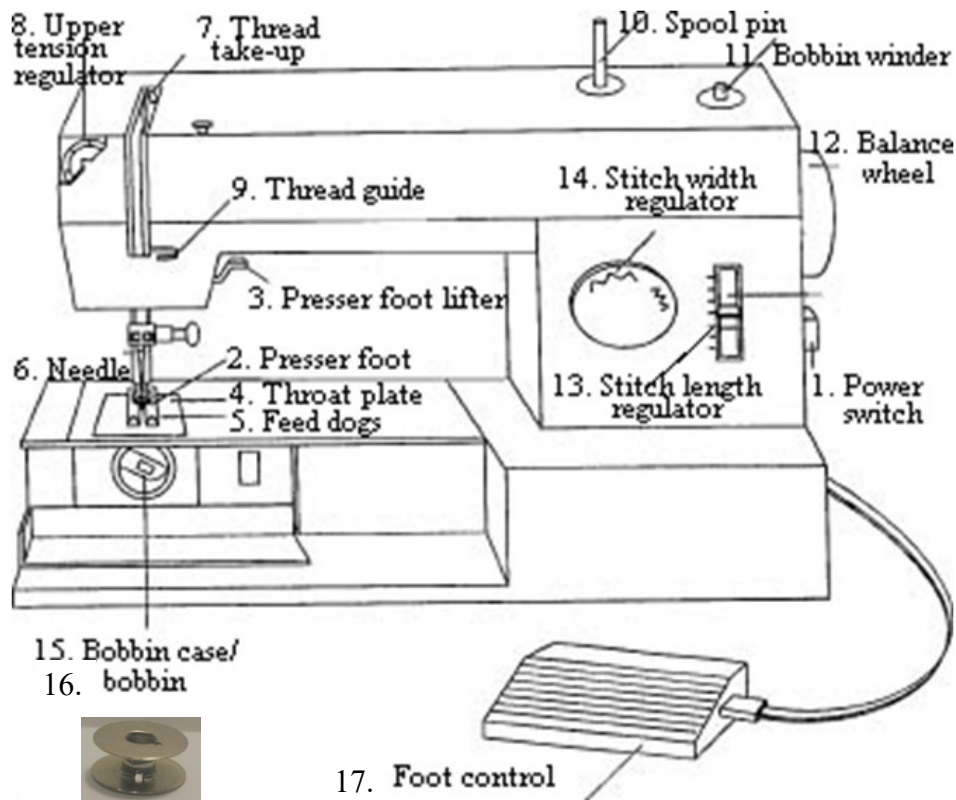
**Woven, fusible interfacing.**

It provides crisp support for collars, cuffs, yokes, pockets, facings, and other detail areas of a garment. It can also add body and permanent stability when used as a backing for needlework and punch embroidery.



# Sewing Machine Parts

Please match the number on the picture with the numbered definitions below.



1. **Power Switch** - Turns the sewing machine on and off.
2. **Presser Foot** - The presser foot holds the fabric in place during sewing. The presser foot must be lowered before you begin to sew or fabric will not move through the machine!
3. **Presser Foot Lifter** -The presser foot is used to hold the fabric down to the needle plate so it can be sewn smoothly. When you sew, the presser foot should be down; when you're done sewing, lift it up with the presser foot lifter.
4. **Throat Plate** - The throat plate is a metal plate with openings for the needle and or the feed dogs
5. **Feed Dogs**—It is the part under the needle plate where the teeth are used to move it forward. It is the feeder mechanism which is typically used to pull fabric through a sewing mechanism.



6. **Sewing Machine Needle** - A sewing machine needle consists of: a **shank** - clamped by the sewing machine's needle holder; **shoulder** - where the thick shank tapers down to the shaft; **shaft** - a length suitable for driving the eye and thread through the material and down to the bobbin; **groove** - cut in the back of the shaft to release the thread into a loop that aids the hook or shuttle to pick up the thread; **scarf** - provides extra room for the hook or shuttle to pass close by; **eye** - carries the thread; and **point** - penetrates the material by parting the threads or cutting a hole.
7. **Thread Take Up** -The take up lever is used in threading the sewing machine and to keep the thread tension at the proper level. If the take up lever is threaded im properly, the thread will knot up and jam in the machine.
8. **Upper Tension Regulator** -A sewing machine feature that sets the balance between the bobbin and needle threads. On some sewing machines the tension has one permanent setting. On other machines the tension can be set or is adjusted automatically according to the type of fabric.
9. **Thread Guide** -Part of the upper threading sequence, they direct the flow of thread to keep the thread going straight in one direction.
10. **Spool Pin** - Holds the spool of thread.
11. **Bobbin Winder**—On a sewing machine it is a device that winds bobbins. The bobbin is the spool of thread that is below the presser foot. It provides the lower portion of thread that is interlocked with thread from the needle and thus creates a stitch.
12. **Balance/Hand Wheel**—The balance or hand wheel is used when you want to manually move the needle up and down. The hand wheel can be pulled out when you want to disengage the needle (run the spool of thread without the needle going up and down). The hand wheel raises and lowers the needle. You must always pull the hand wheel towards yourself to prevent tangling of the threads.
13. **Stitch Length Regulator** -The mechanism that allows you to adjust the length of your stitches.
14. **Stitch Width Regulator** - The mechanism that allows you to adjust the width of a wide stitch, such as a zigzag stitch.
15. **Bobbin Case** - The bobbin case is a small case into which the bobbin is inserted and threaded, and then is inserted into the sewing machine.
16. **Bobbin** is a cylinder on which thread is wound for sewing. Holds the bottom thread.
17. **Foot Control** - A device which is placed on the floor rather than the table, which I s stepped on. Used to apply power to the sewing machine or serger.



**Zipper Foot** -A sewing machine attachment that is designed for installing zippers; the design of the foot allows the needle to stitch close different items such as zippers and cording. (Not on sewing ma-


## Serger/Overlock Machine

Much like backstitching your **seams** on a sewing machine, there are ways to secure **serged seams** to prevent them from coming undone. ... Stitches are secured when they are sewn over or crossed with another



**Embroidery Machine** process whereby a sewing machine or embroidery machine is used to create patterns on textiles. It is used commercially in product branding, corporate advertising, and uniform adornment. It is also used in the fashion industry to decorate garments and apparel.

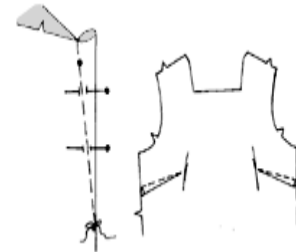
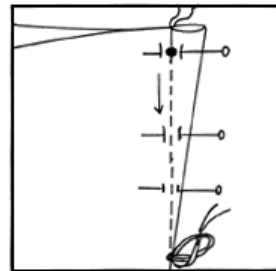
# Techniques



**Bound buttonholes** are one of these beautiful features that will instantly make your handmade garment stand out. This type of closure is mostly found on traditionally tailored jackets and coats, along hand pad-stitching, back-stays and beautiful hand-stitching.



**Center Zipper Application** - A centered zipper is a zipper that is sewn in with an even amount of fabric on each side of the zipper. The teeth of the zipper under the area where the fabric would create a seam if there were not a zipper.



**Dart** — A tapered tuck sewn to adjust the fit of a garment.






**Top Stitch**—Make a row of continuous stitches on the top or right side of a garment or other article as a decorative feature.



**Flat Felled Seam** a strong seam with two lines of stitching showing on the right side that is produced by folding one raw edge under the other and stitching it flat or slip-stitching it on the wrong side.



**French seam** encloses the seam allowance **on the inside of a sewn item, so no raw edge is visible.** This eliminates the need for another form of seam finish. It's used most commonly on sheer fabric, so the seam blends with the fabric.

**Gather** — To draw into small folds or puckers, as by pulling a thread through cloth.

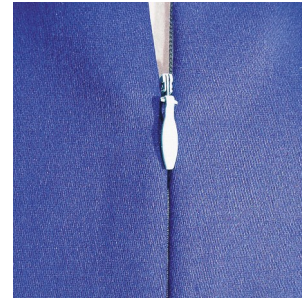


Fig. 38.—Blowing half of the gathers toward and straight.




**Hem** — An edge or border on a piece of cloth, especially a finished edge, as for a garment or curtain, made by folding an edge under and stitching it down.


**Hidden zipper** is a zipper that is installed in the seam of two pieces of fabric in such a way that the zipper is recessed in the seam and "invisible", as the name suggests. It is predominantly used for garments, especially skirts and dresses, but it can also be found in bags and home décor items




**Lapped Zipper Application** - A lapped application zipper has one line of fabric showing on the outside with the appearance that all of the fabric is on one side. It is most commonly seen in slacks and skirts.



**Pleat** — A fold in cloth made by doubling the material upon itself and then pressing or stitching it into place.



**Seam Allowance** – the area between the stitching and raw, cut edge of the fabric.



**Under-Stitching** – Under-stitching assists a facing or lining to stay to the inside and remain un-seen. It is a stitching that is sewn as close to the seam possible holding the graded seam allowance to the facing or lining.

# Trims & Fasteners



**Batting** — Cotton, wool, or synthetic fiber wadded into rolls or sheets, used for stuffing furniture and mattresses and for lining quilts.



**Bias Tape** — Narrow strip of cloth that is cut on the bias (diagonal to the grain of the fabric) that can be used to finish or decorate clothing.

**Button** - A generally disk-shaped fastener used to join two parts of a garment by fitting through a buttonhole or loop.



**Cover buttons:** for garments, jewelry and accessories. **Cover button** kits have a mix of **button** backs that have shanks, and backs that are flat for a variety of DIY craft uses. **Cover buttons** (without teeth): for garments, and wearable and home accessories.

**Decorative Trim** — Trim that is used to decorate the edges of material.



**Elastic** — A flexible stretchable fabric made with interwoven strands of rubber or an imitative synthetic fiber.



**Fold Over Elastic** - Can be used to encase the edge of a seam by folding along the center indentation.



**Hook and Eyes** — Clothes fasteners consisting of a small hook and metal loop. Used as closures at the tops of shirts, dresses, skirts, or pants.

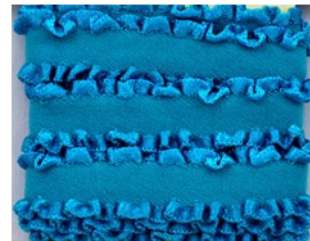
**Hook and Loop Fastener**

consist of two components: typically, two lineal fabric strips (or, alternatively, round "dots" or squares) which are attached (sewn or otherwise adhered) to the opposing surfaces to be fastened. The first component features tiny hooks; the second features smaller loops. When the two are pressed together the hooks catch in the loops and the two pieces fasten or bind temporarily. When separated, by pulling or peeling the two surfaces apart, the strips make a distinctive ripping sound.



**Ribbed Elastic**— Provides maximum cross strength. Found in pants and shorts.

**Ruffle Elastic** - Soft elastic with shiny, narrow ruffles on each side.



**Zipper**, zip, fly, dingy, or zip fastener, formerly known as a clasp locker, is a commonly used device for binding the edges of an opening of fabric or other flexible material, such as on a garment or a bag.

**Sew on Snaps** — Used as closures at the tops of garments.



# Tools




**Acrylic Ruler** -- Ruler used in crafts and clothing showing different measurement. May come in different shapes and sizes.



**Applique Scissors.** ... One of my favorite tools when machine appliqueing are these particular **applique scissors** (aka: pelican or duckbill scissors). The rounded part of the blade on one side serves as a safety precaution to keep from cutting the base fabric when appliqueing.

## Ball Point Bodkin

- A sharp slender tool used to insert elastic into casings, to turn bias tubing, and to weave ribbon cording. Handy tool to use instead of a safety pin.




**Ball Point Pins** Just like sewing machine needles of the same name, these pins have a rounded end so are ideal for knit fabrics as they slip between the fibers rather than cutting through.




**Bias tape makers** come in various sizes. They make single fold bias tape, so the size given is the width of the single fold bias tape from one fold to the other. If you need double fold bias tape, you simply fold the single fold in half, which means that the double fold is half as wide.



**Crewels** — Needles with long eyes for easy threading.



**Cutting Mat** — Mat that is placed down to protect the table surface while cutting.



**Curved Ruler** is the name given to curved rulers used in sewing, fashion design and pattern making. They are used to make sewing patterns and to adapt existing curved lines on patterns such as: Armhole. Contoured dart. Hip line.

**Draw String Threader** is a device for helping to put thread through the eye of a needle. Many kinds exist, though a common type combines a short length of fine wire bent into a diamond shape, with one corner held by a piece of tinplate or plastic.




**Dress Form** — Used to help form a garment to your specific measurements.



**Dressmaker's Ham** — use on hard to reach areas.



**Embroidery scissors** are a special type scissors used to cut sewing thread or multiply embroidery thread. They are specially designed with long thin pointy tips to allow someone to cut threads in tight areas accurately and with a clean sharp cut.



### Hem Guide

The fastest, fuss-free way to *hem*. ... Heat-resistant *guides* allow you to simply fold the fabric along the edge and press as you go. Unlike metal pressing *guides*, steam is absorbed through these *guides*, assuring a perfectly set *hem*.

### Leather Needles

Stitching *Needles* - Blunt *needle* with an extra large eye makes hand stitching much easier. Approx. 2" long..





### **Lint Roller**

is a roll of one-sided adhesive paper on a cardboard or plastic barrel that is mounted on a central spindle, with an attached handle. The device **facilitates the removal of lint or other small fibers from most materials such as clothing, upholstery and linen.**



**Measuring Tape** — Used for measuring larger pieces of fabric and body measurements.




**Loop Turner** — Used for turning binding and inserting cord into tubing.



**Needle Threader** — Used to thread machine or hand needles.



**Pattern Weights** -Keeps pattern pieces in place without pinning.



**Pin Cushion** — A small cushion used for holding pins for easy access/.

**Pinking Shears** — Used for finishing seams.




**Pins** — Used for holding material together while sewing. Come in two forms: dressmaker or silk pins are fine and sharp and are the best to use.



**Point Turner** is a handy tool for sewing enthusiasts. You can use this plastic tool to turn over the fabric without causing any damage. It also helps to create sharp creases on the fabric and lets you unfasten basting stitches with ease.

**Press Cloth** — Used to help keep shine in fabric. Can be dampened to provide moisture for more steam. Unbleached muslin about 14" X 30" in size.



**Rotary Cutter**— A Wheel with a sharp edge that is used to cut fabric, used on a cutting mat.






**Scissors** — Used for cutting paper and clipping fabric. Scissors may have a straight handle.



**Seam Ripper** — Used to take out seams as well as making buttonholes.



**Seam Roll** - For pressing seams open on long and narrow areas.



**Sharps** — Needles with small round eyes.



**Shears** — used for cutting fabric, not paper. Shears are 7-8 inches long, are sharp, and have bent handles making them easier to cut with.



### **Spring Action Scissors**

Ideal for cutting tight patterns and intricate details on a wide range of fabrics, cutting at awkward angles or in tight spaces or making quick thread snips. Awarded the Arthritis Foundation Ease-of-Use Commendation for a design that is easy-to-use for people with arthritis or limited hand strength. Spring-action design gently opens blades after each cut to reduce hand strain.



### **Tapestry Needle Threader -**

For threading needlepoint and tapestry yarn needles quickly and easily.



**Thimble** — Used to protect your fingers when hand sewing.



**Thread** — Fine cord of a fibrous material, such as cotton or flax, made of two or more filaments twisted together and used in needlework and the weaving of cloth.



**Zipper Pull** for virtually any type of zipper! ... Remove the original top stops, attach the new zipper head, and clamp new top stops back on. Note: Zipper pulls and zipper sliders are designed to work with specific types of zippers.



*Oklahoma State University, as an equal opportunity employer, complies with all applicable federal and state laws regarding non-discrimination and affirmative action. Oklahoma State University is committed to a policy of equal opportunity for all individuals and does not discriminate based on race, religion, age, sex, color, national origin, marital status, sexual orientation, gender identity/expression, disability, or veteran status with regard to employment, educational programs and activities, and/or admissions. For more information, visit <https://eeo.okstate.edu>.*