



GENERAL INFORMATION

Group Enrollment is the annual report that combines all Texas 4-H youth programming efforts. This reports any qualifying program targeting youth between September 1 and August 31 each 4-H year.

Group Enrollment is for programs conducted with youth audiences such as **curriculum enrichment** programs within schools and **special interest groups** conducted in an informal educational setting. These programs include any youth audience engaged in educational programs led by the extension staff or volunteer where instruction is provided. This does NOT include promotional activities such as 4-H promotion booths, petting zoos, etc. Any youth participant who is also a 4-H member would be considered a “duplicate” because they are already enrolled through an individual enrollment profile in 4HOnline. If a youth program is offered to ONLY 4-H members, it is not included in group enrollment. If a youth program is offered to both 4-H members and at least 51% non 4-H members, then the program may be included through group enrollment. Any 4-H members within an audience that you are aware of can be subtracted from your group enrollment total for that audience submission. If you are unsure about an event qualifying as Group Enrollment, please contact your District 4-H Specialist.

If an agent has conducted or provided any qualifying educational content to youth through their role in Extension the program and enrollment should be reported. The group enrollment reporting requirement applies to any agent conducting programs reaching youth audiences. This includes CEAs 4-H, ANR, FCH, HORT, MARINE, EA-CEP, EA-HEALTH, or any Extension professional conducting programs regardless of topic, presenter, or location.

TAMED VERSUS 4HONLINE

4HOnline and the ES237 reports do not pull data from TAMED. The systems are independent of each other and not integrated. Don't forget to report through both of the systems.

SUBMITTING ONLINE

The Group Enrollment form contains all the required information for the program. This information must be submitted through 4HOnline to be included in each county's ES-237 annual federal enrollment report. Communicate with the County 4-H Coordinator or 4-H Agent to submit the report appropriately. It is recommended to watch the informational video before starting.

Group Enrollment should be entered into the system at the conclusion of each program throughout the year.

Do not create a separate entry for an already reported audience.

BASIC ENTRY TIPS

- Enter a description of the program including curriculum name.
- Select the correct program year the activity takes place in.
- Must select a project and one that that best fits the program used.
- Only use the school enrichment or special interest delivery modes.
- Click to submit the record and save the entry fully.

PROGRAM TIME FRAME

September 1-August 31

ENTRY WEBSITE

<https://texas.4honline.com>

RESOURCES

- [Information Packet](#)
- [Decision Making Tree](#)
- [Delivery Modes](#)
- [Project Selections](#)
- [4HOnline Entry Form](#)
- [4HOnline Checklist](#)
- [4HOnline Instructions](#)
- [Information Video](#)

CONTACT

**District 4-H Specialist
 Regional Program Leader or
 District Extension Administrator**

DEADLINE: AUGUST 1, 2025



PARTICIPATION DELIVERY MODES

YOUTH CLUB DELIVERY MODE TYPE	GROUP ENROLLMENT DELIVERY MODE TYPE
<ul style="list-style-type: none"> Organized 4-H Community Clubs Organized 4-H In-School Clubs Organized 4-H After School Clubs Military 4-H Clubs 	<ul style="list-style-type: none"> School Enrichment Programs Special Interest/Short-term Programs

The Administrative Club delivery mode is not included in annual report totals.

GROUP ENROLLMENT DELIVERY MODES

4-H SPECIAL INTEREST/SHORT-TERM PROGRAM	A special learning experience that is not part of an organized club or school and does not have elected officials. Direct teaching by Extension staff or trained volunteer in an INFORMAL setting. The majority of the program audience IS NOT an already enrolled 4-H group or the program was not coordinated through the school system. (ie club membership, project group, etc)
4-H SCHOOL ENRICHMENT PROGRAM	The youth audience receives 4-H curricula or other educational materials through the school system in a group. Instruction is led by a faculty member, or Extension volunteer or Extension personnel. The majority of the program audience IS NOT an already enrolled 4-H group (ie. club membership, project group, etc) and the audience was coordinated through the school system.

DO NOT USE THE FOLLOWING FOR GROUP ENROLLMENT

ORGANIZED 4-H AFTER-SCHOOL CLUB	Do Not Select For Group Enrollment - Individual Enrollment
ORGANIZED 4-H COMMUNITY CLUB	Do Not Select For Group Enrollment - Individual Enrollment
ORGANIZED 4-H IN-SCHOOL CLUB	Do Not Select For Group Enrollment - Individual Enrollment
ORGANIZED MILITARY 4-H CLUB	Do Not Select For Group Enrollment - Individual Enrollment
ADMINISTRATIVE/ORGANIZATION UNIT	Do Not Select For Group Enrollment
DAY CAMPING	Do Not Select For Group Enrollment
OVERNIGHT CAMPING	Do Not Select For Group Enrollment



GROUP ENROLLMENT PROJECTS AND CURRICULUM

AGRICULTURE & LIVESTOCK

YOUTH CLUB AND GROUP ENROLLMENT DELIVERY	GROUP ENROLLMENT DELIVERY ONLY
<ul style="list-style-type: none"> • Agronomy • Beef Cattle • Dairy Cattle • Dog Care & Training • Gardening and Horticulture • Goats (Dairy & Mohair) • Goats (Meat) • Horse • Meat Science • Poultry • Rabbits • Sheep • Swine • Veterinary Science 	<ul style="list-style-type: none"> • Ag in the Classroom • Food and Fiber for the 21st Century • Hatching in the Classroom • Junior Master Gardener • Kids, Kows, and More • Learn, Grow, Eat & Go (JMG) • Learning to Grow • Mobile Dairy Classroom • Path to Plate • Science of Agriculture • Texas Farm Bureau Mobile Learning

FAMILY & COMMUNITY HEALTH

YOUTH CLUB AND GROUP ENROLLMENT DELIVERY	GROUP ENROLLMENT DELIVERY ONLY
<ul style="list-style-type: none"> • Consumer Education • Fashion & Interior Design • Food & Nutrition • Health & Personal Safety • Personal Finance Education 	<ul style="list-style-type: none"> • Balancing Your Day with Food and Play • Choose Health • Color Me Healthy • Dinner Tonight Junior • High School Financial Planning • It's Your Money • Mindful SELF • MyPlate Nutrition • Teen Cuisine • Walk Across Texas • Walk N Talk • Watch UR BAC • Welcome to the Real World • Winning with Nutrition <p><i>EFNEP Outreach Programs are entered online at the state level.</i></p>

LEADERSHIP & CITIZENSHIP

YOUTH CLUB AND GROUP ENROLLMENT DELIVERY	GROUP ENROLLMENT DELIVERY ONLY
<ul style="list-style-type: none"> • Career Readiness • Citizenship • Community Service • Entrepreneurship • Global Citizenship • Leadership • Public Speaking • Theater & Performance Arts 	<ul style="list-style-type: none"> • Character Becomes You!/Texans Building Character • Character Counts • Exploring 4-H • Keys to the Courthouse • Patriotism through Preparedness • Putting the Pieces Together • Take A Stand • Texans Building Character • YEA 4-H

NATURAL RESOURCES

YOUTH CLUB AND GROUP ENROLLMENT DELIVERY	GROUP ENROLLMENT DELIVERY ONLY
<ul style="list-style-type: none"> • Aquatic Science • Entomology • Forestry • Outdoor Living Skills • Range Science • Shooting Sports • Sportfishing • Wildlife & Fisheries 	<ul style="list-style-type: none"> • City Critters • Give Water a Hand • H2O For You: Water Fairs • Honey Files • Investigating Water • Kidz Antz • Predators in the Classroom • Somethings Fishy • Water Fairs • White Tail Deer • Wildlife Success Stories & Endangered

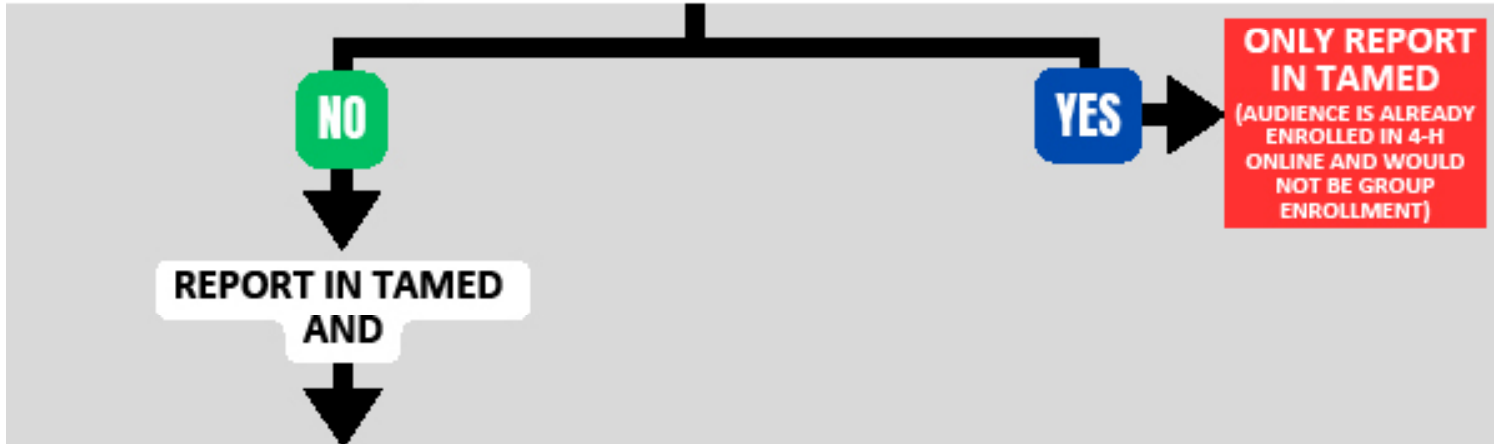
SCIENCE, TECHNOLOGY, ENGINEERING, & MATH

YOUTH CLUB AND GROUP ENROLLMENT DELIVERY	GROUP ENROLLMENT DELIVERY ONLY
<ul style="list-style-type: none"> • Computer Science • Energy • Photography • Robotics • Rocketry • STEM (Science, Technology, Engineering, & Math) • Videography 	None

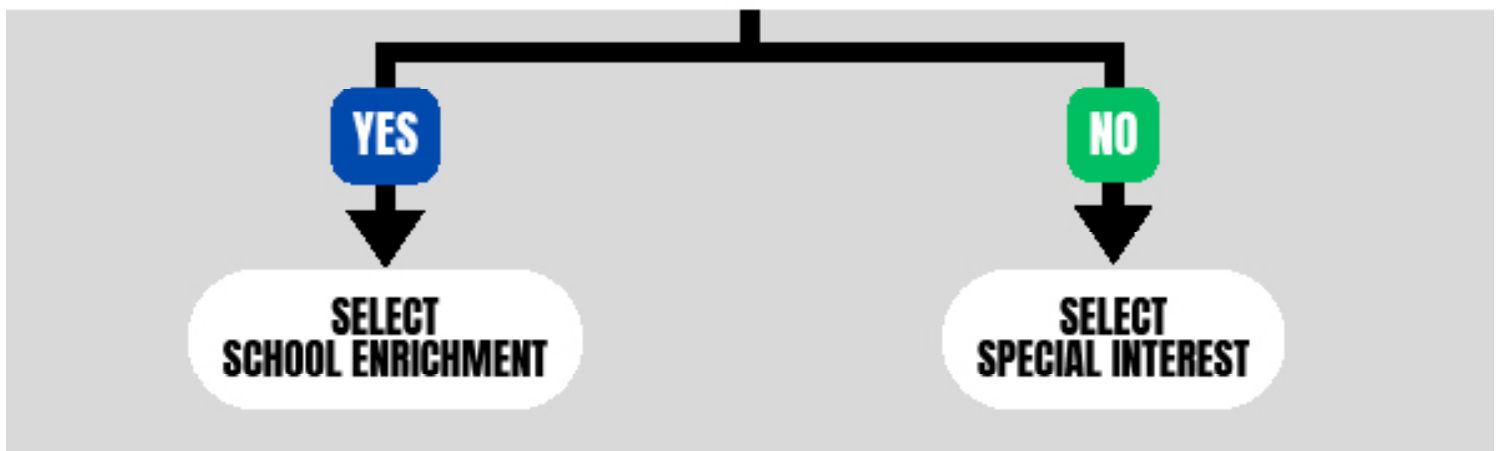


DECISION MAKING

IS THE MAJORITY OF THE PROGRAM AUDIENCE AN ALREADY ENROLLED 4-H GROUP? (IE. CLUB MEMBERSHIP, PROJECT GROUP, ETC)



IS THE PROGRAM COORDINATED THROUGH THE SCHOOL SYSTEM?



There may be several programs that might qualify as either School Enrichment or Special Interest such as Ag Literacy, Safety Education, etc. The determining factor is whether the audience was coordinated through the school system or not.

Other Delivery Mode options will show up under Group Enrollment. Do not select these. Only use the option of School Enrichment or Special Interest.

After a specific audience has been reported once in Group Enrollment (within a given program year), if a different program is provided to the same audience:

- Do not create a new submission; instead, just edit the original submission to add the new project.
- Only submit the maximum audience size for that group.
 - Example: If one visit was 25 kids, another was 30, another was 28...just report 30 for the entire submission.



2024-2025 4H ONLINE ENTRY CHECKLIST

ENTER A BASIC NAME FOR THE PROGRAM. IF THERE ARE MULTIPLE WITH THE SAME NAME CREATE A NUMBERING SYSTEM TO INCLUDE FOR FOR EASIER EDITING.

ENTER A GOOD DESCRIPTION OF THE PROGRAM TO HELP THE STATE OFFICE WITH ENTRY CHECKING. THE NAME OF THE CURRICULUM USED IS SUGGESTED.

ENTER PROGRAM WITH DATES THAT TAKE PLACE BETWEEN **9/1/2024 AND 8/31/2025**.

SELECT THE **2024-2025** PROGRAM YEAR DROP-DOWN MENU.
ERROR IN THE INITIAL CREATION WILL REQUIRE DELETION AND RE-ENTRY

SELECT THE PROJECT FROM THE PROJECT DROP-DOWN MENU. PROJECTS ARE INCLUDED IN THE ES237-ACTIVITIES REPORT TOTALS.
EMAIL MISTY CATHEY TO SEE IF A PROJECT CURRICULUM CAN BE ADDED.

THE GENDER, RACE, RESIDENCE AND GRADE DISTRIBUTIONS MUST MATCH AND BE ENTERED TO BE INCLUDED IN THE YOUTH TOTALS.

CLICK TO SUBMIT THE FORM AND CLICK TO SAVE BY AUGUST 1, 2025.



2024-2025 UPDATE AND REMINDERS

Below are updates, clarifications, and reminders to the Texas 4-H Group Enrollment policy and instructions.

UPDATES

- The definition of what qualifies as Group Enrollment has been revised. In the past group enrollment was defined as including five sequential lessons and multiple hours of education.
- The new definition for Group Enrollment is - Programs including any youth audience engaged in educational programs led by the Extension staff or volunteer where instruction is provided.
Example: You could now go to a classroom one time and give a lesson on the requested topic and it could qualify as Group Enrollment.
- The deadline for submitting Group Enrollment will be August 1st moving forward. You are still encouraged to enter Group Enrollment information throughout the year as you complete programs.

CLARIFICATION

- 4-H promotion activities such as a 4-H Booth or Petting Zoo **DO NOT** qualify as Group Enrollment. If you have been entering numbers as Group Enrollment for these types of activities, please discontinue. Those numbers should not be included in Group Enrollment.

REMINDERS

- A specific audience should only be reported once in Group Enrollment (within a given 4-H year). If a different program is provided to the same audience, **DO NOT** create a new submission. Instead, edit the original submission to add the new topic. A new submission/entry would be an audience that has not been reported during the 4-H year.
Example: You go the first time to Mrs. Smith's class to do "Hatching in the Classroom" (this is a new submission). You go back later in the year to Mrs. Smith's class and do "LGEG". This would just be an edit to the previous submission where you add LGEG to the report.
- Only use these two options as the delivery mode in 4HOnline for Group Enrollment:
 - 4-H School Enrichment Program (if the program was coordinated through the school) OR
 - 4-H Special Interest Program (if the program was NOT coordinated through the school)

If you have questions about what qualifies as Group Enrollment or other questions related to the process, please contact your District 4-H Specialist.

Texas 4-H Group Enrollment Form

Complete the volunteer information on the back side of this form.

PROGRAM			
Program Name:		Zip Code:	
Description:		County:	
Start Date:	End Date:	Program Year:	
Delivery Mode:	<input type="checkbox"/> 4-H School Enrichment Program The youth audience receives 4-H curricula or other educational materials through the school system in a group. Instruction is led by a faculty member, or Extension volunteer or Extension personnel. The majority of the program audience IS NOT an already enrolled 4-H group (ie. club membership, project group, etc) and the audience was not coordinated through the school system.		<input type="checkbox"/> 4-H Special Interest/Short-Term Program A special learning experience that is not part of an organized club or school and does not have elected officials. Direct teaching by Extension staff or trained volunteer in an INFORMAL setting. The majority of the program audience IS NOT an already enrolled 4-H group or the program was not coordinated through the school system. (ie club membership, project group, etc)
	Presenter:		Location:
Number of Hours:		Number of Participants from military families:	
Project:			

YOUTH MEMBER DISTRIBUTION
Total in this section for grade, residence, and racial groups should be all the same and should reflect only (new) members whom this is their first 4-H experience since September 1.

GENDER DISTRIBUTION	
Male:	
Female:	
Prefer Not To State:	
Other/Unidentified:	
Total:	

GRADE DISTRIBUTION (grade the participants are in)			
Grade	Number of Participants	Grade	Number of Participants
K		8	
1		9	
2		10	
3		11	
4		12	
5		Post High School	
6		Not in School	
7		Special Education	
Sub-Total:		Sub-Total:	
Total:			

RACIAL DISTRIBUTION		
Leaders and Teachers: Use your best estimates. Please indicate the race and ethnicity of participants.	Ethnicity	
Racial Groups	Hispanic	Non-Hispanic
American Indian or Alaska Native Only:		
Asian Only:		
Black or African American Only:		
Native Hawaiian/Other Pacific Islander Only:		
Other (race unidentified)/Combination:		
White Only:		
Sub-Total:		
Total Hispanic + Non-Hispanic:		

RESIDENCE DISTRIBUTION (where participants live)	
Farm:	
Rural (under 10,000):	
Town (10,000 - 50,000):	
Suburb of Cities (<50,000):	
Central Cities (>50,000):	
Total:	

FOR OFFICE USE ONLY			
EFNEP Program	<input type="checkbox"/> YES	<input type="checkbox"/> NO	Number of Units

Texas 4-H Group Enrollment Form

VOLUNTEER DISTRIBUTION

Values in these tables reflect volunteers for whom this is their first 4-H service since September 1.

RACIAL DISTRIBUTION (New Volunteers Only)

	Adult Unidentified:		Youth Unidentified:	
	Adult Volunteers Ethnicity		Youth Volunteers Ethnicity	
	Hispanic or Latino	Not Hispanic or Latino	Hispanic or Latino	Not Hispanic or Latino
American Indian or Alaska Native Only:				
Asian Only:				
Black or African American Only:				
Native Hawaiian/Other Pacific Islander Only:				
Other (race unidentified) / Combination:				
White Only:				
Sub-Total:				
Total Hispanic + Non-Hispanic:				

VOLUNTEER CLASSIFICATION DISTRIBUTION

Please identify the type of volunteer, based on the definitions to the right as to who assisted with this educational experience.

Direct: works directly with youth

Indirect: supports work with youth through providing resources

ADULT VOLUNTEER CLASSIFICATION DISTRIBUTION

	Unidentified:	
	Adult Volunteers	
Classification of Adult Volunteers	Male	Female
Direct:		
Indirect:		
Sub-Total:		
Total:		

YOUTH CLASSIFICATION DISTRIBUTION

	Unidentified:	
	Youth Volunteers	
Classification of Youth Volunteers	Male	Female
Direct:		
Indirect:		
Sub-Total:		
Total:		

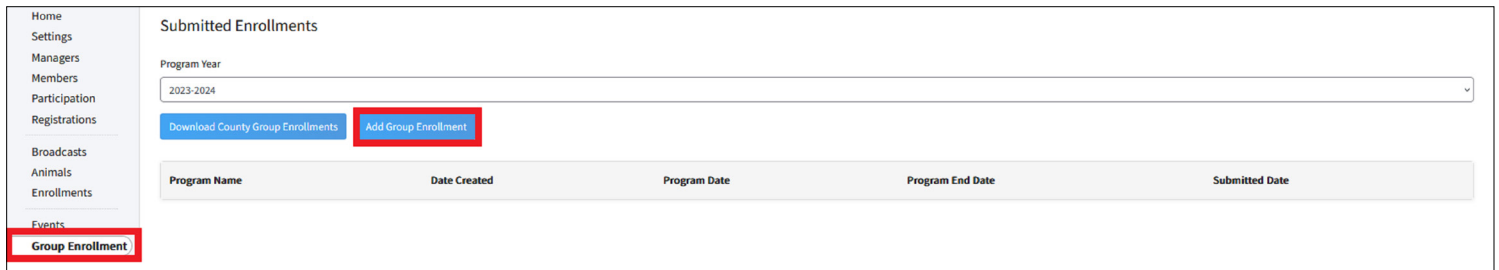
TRAINING DISTRIBUTION

For Office Use Only: Adult and Youth Volunteers Trained Through 4-H

Volunteers Trained Through 4-H (New Only)	Youth Volunteers	Adult Volunteers	Other Adults
A. Leadership - topics relating to organizing, managing and teaching youth in a non-formal education setting:			
B. Parenting - knowledge and skills relating to developmental and learning needs of children and youth:			
C. Other - any training topic beyond the two listed above:			

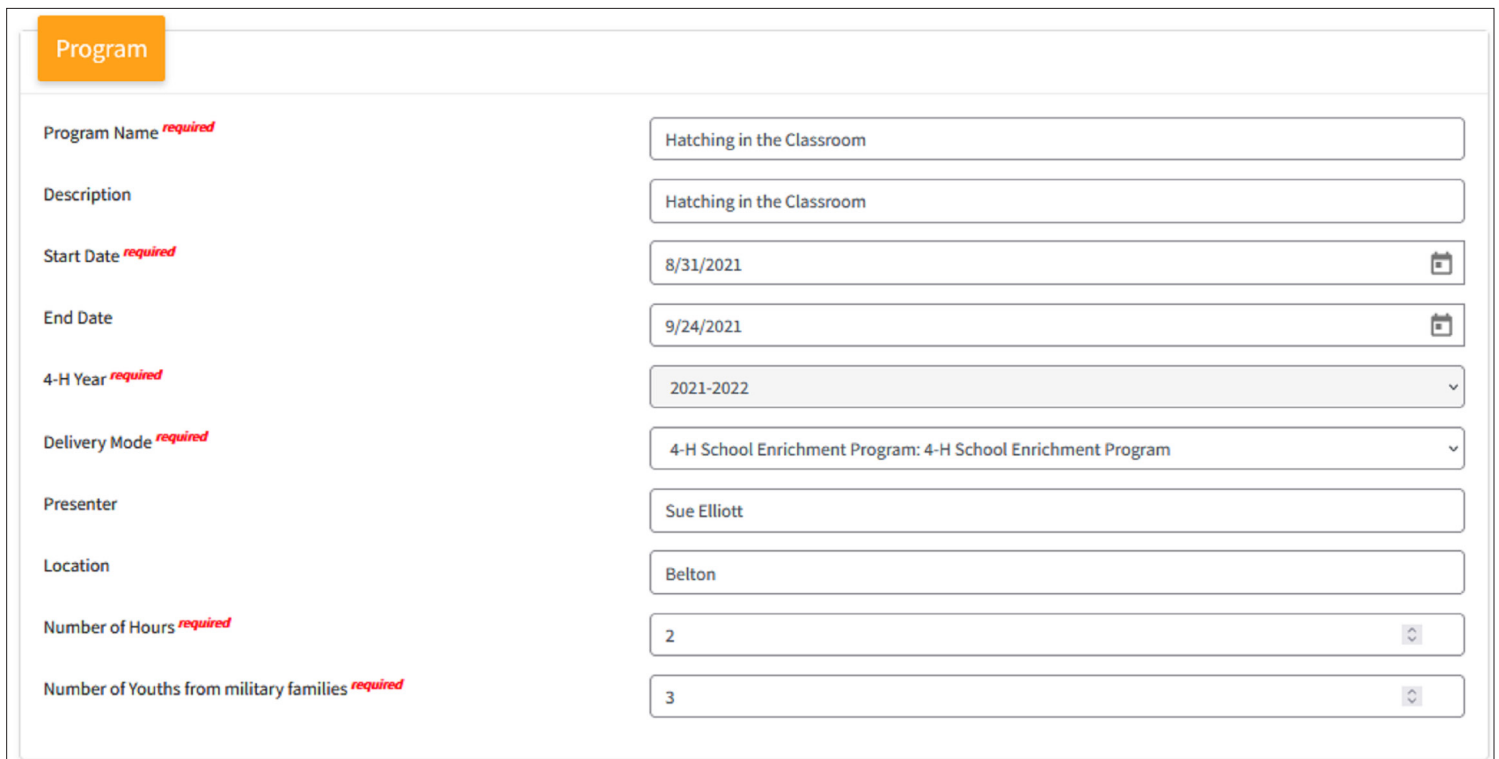
CREATING GROUP ENROLLMENT ENTRY

- Click the Group Enrollment link in the navigation pane on the left side of the screen.
- Click the blue Add Group Enrollment button.



PROGRAM DETAILS

- Complete each of the Program fields with the information specific to the group enrollment.



**THE 4-H YEAR CANNOT BE EDITED ONCE THE RECORD HAS BEEN SAVED
THE ONLY OPTION IS DELETE THE ENTIRE RECORD AND START OVER**

PROJECTS

- From the Select A Project drop down menu, select the project specific to this group enrollment.
- Click the blue Add Project button. Repeat for each project in the program.



MEMBER DISTRIBUTION

GENDER DISTRIBUTION

The gender distribution is the count of total males and females, and the number of duplicated members (enrolled members) for both males and females.

Gender Distribution		Unidentified	
		<input type="text" value="0"/>	
Gender (Duplicates are currently enrolled members)		Total	Duplicates
Male:		<input type="text" value="0"/>	<input type="text" value="0"/>
Female:		<input type="text" value="0"/>	<input type="text" value="0"/>
Non-Binary:		<input type="text" value="0"/>	<input type="text" value="0"/>
Not Listed:		<input type="text" value="0"/>	<input type="text" value="0"/>
Prefer Not To State:		<input type="text" value="0"/>	<input type="text" value="0"/>
Other / Unidentified:		<input type="text" value="0"/>	<input type="text" value="0"/>
Sub-Total		0	0
Total		0	

RACIAL DISTRIBUTION

Complete the Racial Distribution fields for the non-duplicates. This includes the count of each racial group according to their ethnicity (Hispanic or Non-Hispanic). This total must match the total of non-duplicated participants from the first section.

Racial Distribution		Unidentified	
		<input type="text" value="0"/>	
Please indicate the race and ethnicity of participants		Ethnicity	
Racial Groups		Hispanic or Latino	Not Hispanic or Latino
American Indian or Alaska Native Only:		<input type="text" value="0"/>	<input type="text" value="0"/>
Asian Only:		<input type="text" value="0"/>	<input type="text" value="0"/>
Black or African American Only:		<input type="text" value="0"/>	<input type="text" value="0"/>
Native Hawaiian/Other Pacific Islander Only:		<input type="text" value="0"/>	<input type="text" value="0"/>
Other (race not listed):		<input type="text" value="0"/>	<input type="text" value="0"/>
White Only:		<input type="text" value="0"/>	<input type="text" value="0"/>
Sub-Total		0	0
Total		0	

RESIDENCE

Complete the Residence Distribution for the non-duplicate participants.

Residence Distribution		Unidentified	
		<input type="text" value="0"/>	
Where do the participants live?			
Farm:		<input type="text" value="0"/>	
Rural (under 10,000):		<input type="text" value="0"/>	
Town (10,000 - 50,000):		<input type="text" value="0"/>	
Suburb of Cities (less than 50,000):		<input type="text" value="0"/>	
Central Cities (Greater than 50,000):		<input type="text" value="0"/>	
Total		0	

GRADE

Complete the Grade Distribution fields for the non-duplicate participants.

Grade Distribution				Unidentified	<input type="text" value="0"/>
Which Grades are the participants in?					
Grade	Number of Participants	Grade	Number of Participants		
K	<input type="text" value="0"/>	8	<input type="text" value="0"/>		
1	<input type="text" value="0"/>	9	<input type="text" value="0"/>		
2	<input type="text" value="0"/>	10	<input type="text" value="0"/>		
3	<input type="text" value="0"/>	11	<input type="text" value="0"/>		
4	<input type="text" value="0"/>	12	<input type="text" value="0"/>		
5	<input type="text" value="0"/>	Post High School	<input type="text" value="0"/>		
6	<input type="text" value="0"/>	Not in School	<input type="text" value="0"/>		
7	<input type="text" value="0"/>	Special Education	<input type="text" value="0"/>		
Sub-Total	0		0		
Total				0	

VOLUNTEER DISTRIBUTION

RACIAL

Complete the Racial Distribution of Volunteers.

Volunteer Distribution					
Racial Distribution					
	Adult Unidentified		Youth Unidentified		
	<input type="text" value="0"/>		<input type="text" value="0"/>		
Please indicate the race and ethnicity of participants					
Racial Groups	Adult Volunteers		Youth Volunteers		
	Ethnicity		Ethnicity		
	Hispanic or Latino	Not Hispanic or Latino	Hispanic or Latino	Not Hispanic or Latino	
American Indian or Alaska Native Only:	<input type="text" value="0"/>	<input type="text" value="0"/>	<input type="text" value="0"/>	<input type="text" value="0"/>	
Asian Only:	<input type="text" value="0"/>	<input type="text" value="0"/>	<input type="text" value="0"/>	<input type="text" value="0"/>	
Black of African American Only:	<input type="text" value="0"/>	<input type="text" value="0"/>	<input type="text" value="0"/>	<input type="text" value="0"/>	
Native Hawaiian/Other Pacific Islander Only:	<input type="text" value="0"/>	<input type="text" value="0"/>	<input type="text" value="0"/>	<input type="text" value="0"/>	
Other (race not listed):	<input type="text" value="0"/>	<input type="text" value="0"/>	<input type="text" value="0"/>	<input type="text" value="0"/>	
White Only:	<input type="text" value="0"/>	<input type="text" value="0"/>	<input type="text" value="0"/>	<input type="text" value="0"/>	
Sub-Total	0	0	0	0	
Total	0	0	0	0	

ADULT CLASSIFICATION

Complete the Adult Classification Distribution fields. This is the distribution of adult volunteers for this program.

Adult Classification Distribution		
	Unidentified	0
Classification of Adult Volunteers		
	Male	Female
Direct:	0	0
Indirect:	0	0
Sub-Total	0	0
Total	0	

YOUTH CLASSIFICATION

Complete the Youth Classification Distribution fields. This is the distribution of youth volunteers for this program.

Youth Classification Distribution		
	Unidentified	0
Classification of Youth Volunteers		
	Male	Female
Direct:	0	0
Indirect:	0	0
Sub-Total	0	0
Total	0	

TRAINING


Complete the Training Distribution fields. These are the new Volunteers Trained Through 4-H.

Training Distribution			
Volunteers Trained Through 4-H (New Only)	Youth Volunteers	Adult Volunteers	Other Adults
A. Leadership - topics relating to organizing, managing and teaching youth in a non-formal education setting:	0	0	0
B. Parenting - knowledge and skills relating to developmental and learning needs of children and youth:	0	0	0
C. Other - any training topic beyond the two listed above	0	0	0


**MEMBER DISTRIBUTION TOTALS MUST MATCH FOR EACH CATEGORY.
DUPLICATES (CURRENT 4-H MEMBERS) ARE REMOVED FROM THE MALE AND FEMALE TOTALS.**

SUBMITTING

- Click the Submit Form checkbox. Submitted forms can be edited at anytime before the September deadline.
- Click the blue Save button.



Submit Form (Submit the form when saved. Submitted forms may be edited at anytime)



SUBMITTING

EDITING AND DELETING

- Click the Group Enrollment link in the navigation pane on the left side of the screen.
- From the Program Year drop-down menu, click the Program Year. The default Program Year is the current one.
- Click the Program Name from the group enrollment entries that were displayed on the screen.

- Home
- Settings
- Managers
- Members
- Participation
- Registrations
- Broadcasts
- Animals
- Enrollments
- Events
- Group Enrollment

Submitted Enrollments

Program Year
2023-2024

[Download County Group Enrollments](#)
[Add Group Enrollment](#)

Program Name	Date Created	Program Date	Program End Date	Submitted Date
Mobile Dairy	9/29/2023	9/12/2023	9/12/2023	9/29/2023
Mobile Dairy	9/29/2023	9/13/2023	9/13/2023	9/29/2023

- Make the adjustments to the fields.
- Click the red Delete button to remove the entry or click the blue Save button.

Submit Form (Submit the form when saved. Submitted forms may be edited at anytime)

Delete
Save

**THE 4-H YEAR CANNOT BE EDITED ONCE THE RECORD HAS BEEN SAVED
THE ONLY OPTION IS DELETE THE ENTIRE RECORD AND START OVER**

THE SUBMIT FORM CHECKBOX WILL NOT NEED TO BE SELECTED TO SAVE AN ENTRY

RETRIEVING GROUP ENROLLMENT INFORMATION

DOWNLOADING

- Click the Group Enrollment link in the navigation pane on the left side of the screen.
 - Select the Program Year from the drop down menu. The default program year will be the current year.
 - Group enrollment entries will be displayed on the screen at the bottom.
- Click the blue Download County Group Enrollments button to download the Excel file. All the group enrollment entries displayed on the screen and all of the details entered will be included in the Excel file.

- Managers
- Members
- Participation
- Registrations
- Broadcasts
- Animals
- Enrollments
- Events
- Group Enrollment

Program Year
2023-2024

[Download County Group Enrollments](#)
[Add Group Enrollment](#)

Program Name	Date Created	Program Date	Program End Date	Submitted Date
Mobile Dairy	9/29/2023	9/12/2023	9/12/2023	9/29/2023
Mobile Dairy	9/29/2023	9/13/2023	9/13/2023	9/29/2023