

Log in to the family account.

Find the member's name in the list and click the "Enroll Now" link.

**Kid Test #638246**  
Jul 4, 2011

View

4-H

Enroll Now

Select the grade level from the dropdown menu.

Click the blue Next button.

Enrollment

×

1 School Grade

What school grade is this member in?

Grade

7

Back

Next

2 Confirm Enrollment

Read the screen to confirm the membership type and click the blue Enroll button.

Enrollment

×

1 School Grade

2 Confirm Enrollment

I'm confirming I want to enroll in Texas 4-H Youth Development as a Club Member

Enroll

## CLUBS – UNITS

After reading the instructions in the Clubs screen, click the blue Select Clubs button.

Sally Jones  
2020-2021 Club Member Enrollment (Intermediate)

1 Clubs 2 Projects 3 Questions 4 Health Form 5 Consents 6 Payment 7 Confirm

### Clubs

**INSTRUCTIONS**

1. Click the Select Clubs button at the bottom of the page.
2. Click the Add button beside the club(s) to add to your profile.
3. Repeat each step for each club that needs to be added.

Select at least one 4-H club that you want to be a member of. Contact your [local county office](#) to find out what is available in your area.

Select Clubs

**Invoice**

Texas 4-H and Youth Development - Club Member Late Program Fee	\$30.00
<b>Total:</b>	<b>\$30.00</b>

Click the blue Add button next to the clubs you want to add to the profile.

Add Clubs

County **required**

State Office

Volunteer Type **required**

Parent Volunteer/Activity Leader (Most common)

State 4-H Test Club

Add

Cancel

Click the Select Clubs button to add additional clubs.

Once all clubs have been added, click the blue Next button.

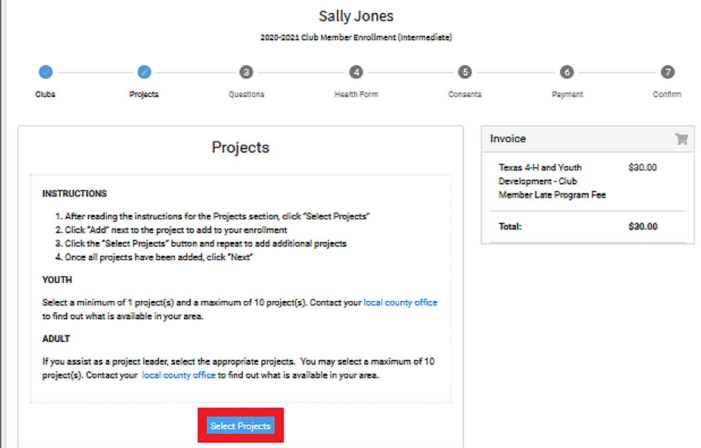
Primary	Club	Type	County	
Primary	State 4-H Test Club	Club	State Office	

Select Units

Back Next

## PROJECTS

After reading the instructions on the Projects screen, click the blue Select Projects button.



Sally Jones  
2020-2021 Club Member Enrollment (Intermediate)

Clubs Projects Questions Health Form Consents Payment Confirm

**Projects**

**INSTRUCTIONS**

1. After reading the instructions for the Projects section, click "Select Projects"
2. Click "Add" next to the project to add to your enrollment
3. Click the "Select Projects" button and repeat to add additional projects
4. Once all projects have been added, click "Next"

**YOUTH**

Select a minimum of 1 project(s) and a maximum of 10 project(s). Contact your [local county office](#) to find out what is available in your area.

**ADULT**

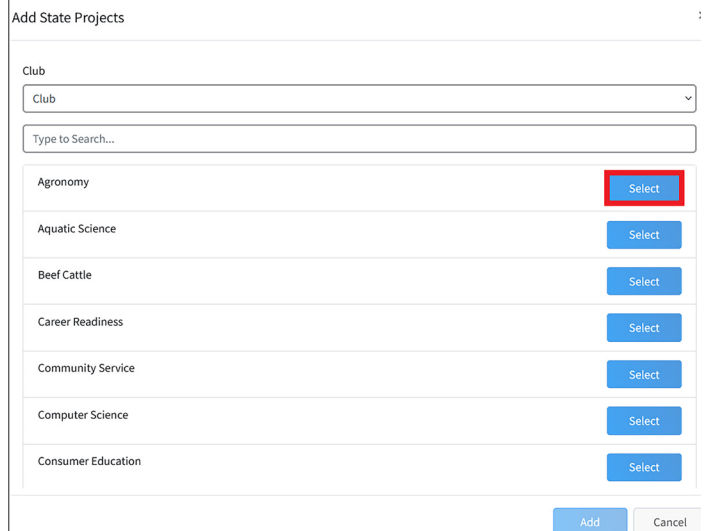
If you assist as a project leader, select the appropriate projects. You may select a maximum of 10 project(s). Contact your [local county office](#) to find out what is available in your area.

**Select Projects**

**Invoice**

Texas 4-H and Youth Development - Club Member Late Program Fee	\$30.00
<b>Total:</b>	<b>\$30.00</b>

Click the blue Select button next to the project to add it to the enrollment.



Add State Projects

Club  
Club

Type to Search...

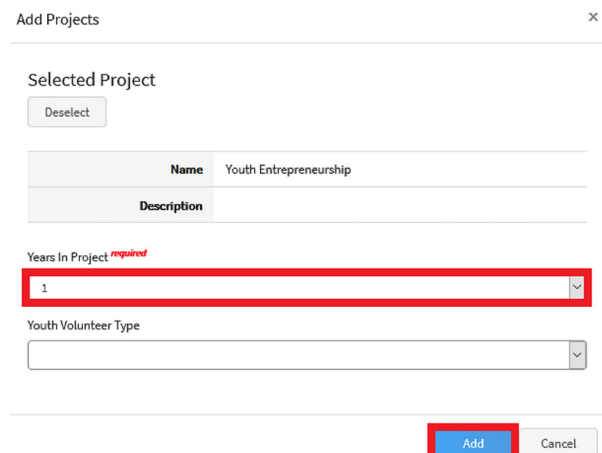
Agriculture	<b>Select</b>
Aquatic Science	Select
Beef Cattle	Select
Career Readiness	Select
Community Service	Select
Computer Science	Select
Consumer Education	Select

Add Cancel

Select the Years in the Project from the dropdown menu. The default value is 1.

Click the blue Add button.

Repeat the process for each project.



Add Projects

Selected Project  
Deselect

Name	Description
Youth Entrepreneurship	

Years In Project <sup>required</sup>  
**1**

Youth Volunteer Type

Add Cancel

## QUESTIONS

Click the blue “Show Questions” button to view and answer all the questions.

Click the blue Next button.

### About You

Sex \*

Female

Grade \*

3

### Demographics

Residence \*

Town, City or Suburbs 10,000 To 50,000

Are you of Hispanic or Latino ethnicity? \*

Hispanic Or Latino

Race

☐ American Indian or Alaskan Native

☒ Asian

☐ Black or African American

☐ Native Hawaiian or Pacific Islander

## HEALTH SECTION

Click the blue “Show Health Form” button to view, answer all the questions, and sign where indicated.

Click the blue Next button.



Clubs



Projects



Questions



Health Form

### Health

#### INSTRUCTIONS

1. Click the blue Show Health Form button.
2. Completely answer all questions displayed on the screen.
3. Once all the questions are answered, click the blue "Next" button. An error message will be displayed at the bottom if a required question is not answered.

Show Health Form

Back

Next

## CONSENTS SECTION

Click the blue “Show Consents” button to view, answer all the questions, and sign where indicated.

Click the blue Next button.

2025-2026 Club Member Enrollment (Intermediate)



Clubs



Projects



Questions



Health Form

### Consents

#### INSTRUCTIONS

1. Click the blue Show Consents button.
2. Completely answer all questions displayed on the screen.
3. Once all the questions are answered, click the blue "Next" button. An error message will be displayed at the bottom if a required question is not answered.

Show Consents

Back

Next

## PAYMENT SCREEN

Click the blue button “Show Payment Options” button.

The local county office will decide which payment options are available.

2025-2026 Club Member Enrollment (Intermediate)

Clubs Projects Questions Health Form

Payments

**ATTENTION:**

**MEMBERSHIP FEES**

- Youth members are required to pay a \$25.00 participation fee if enrolled by October 31st, and a \$30.00 fee from November 1st to the completion of the 4-H year.
- Clover kids (grades K-2) if available in your county will be required to pay a \$10.00 participation fee.
- Adults pay a \$10.00 volunteer applicant fee.

**CONTACT YOUR local county office TO FIND OUT WHAT PAYMENT METHODS ARE AVAILABLE IN YOUR AREA.**

- Payment methods for enrollments are chosen by your local county extension office.
- If your county accepts checks, they will only send in a county or club check for payment. Texas 4-H does not accept any personal or other organization checks.
- Texas 4-H does not offer a family/group payment option with a credit card. Each payment is recorded in the system as a separate transaction.

**4HONLINE ACCEPTS THE FOLLOWING CREDIT CARDS: VISA, MASTERCARD OR DISCOVER**

- Virtual Prepaid cards may not work in 4HOnline.
- Your credit card will not be charged until your transaction has been approved by somebody at your local county extension office.
- Is your browser showing a blank screen or displays a duplicate payment profile error? Click here to download browser/computer/device tips

Show Payment Options

## Payment by Card

If there is no credit card saved in the family profile, enter the card information and click the blue button that says “Save.”

Click F5(or control F5) if the Add New Card screen does not appear.

Add New Card

Card Number \* Exp. Date \* Card Code

Billing Address

First Name Last Name

Country USA Zip

Street Address City

State Phone Number

Company

SAVE Cancel

## Payment by 4-H Check

Click the blue Pay by Check button.

OR

Payment for this invoice will be collected by State Office CountyArea.

Pay By Check

## PAY BY COMPUTER TERMS AND CONDITIONS

View the Pay by Computer Terms and Conditions, sign in the indicated space, and confirm your acceptance to continue.

### Pay By Check

Payment for this invoice will be collected by State Office CountyArea. By applying this option you are responsible for providing a check as payment. This may cause a delay in processing versus other methods of payment. Are you sure you want to continue?

#### Pay By Computer Terms and Conditions

##### PARTICIPATION FEES AND VOLUNTEER APPLICATION FEES

Participation fees are nonrefundable once the membership or application has been approved by the county office.

Once a Volunteer Application has been SUBMITTED into the system the application fee is nonrefundable.

##### EVENT AND ACTIVITY REGISTRATION

Confirm

Cancel

## Change the Payment Method

Click the blue button Next button to proceed to the submission screen.

If you need to change the payment method, click the button that says "Change Payment Method." This is the only opportunity to make the change!

### Selected Payment Method

#### Non-Electronic Payment

We do not allow payments by 4H check. All payments should be made with a credit card. If you have have made payment or we are paying your fees please disregard this notice. If you need to make payment arrangements by 4H Check please contact our office at 555-555-5555.

Change Payment Method


## SUBMISSION SCREEN

Click the blue Submit button located at the bottom of the screen.

2025-2026 Club Member Enrollment (Intermediate)

Clubs Projects Questions Health Form Consents

YOUTH AUGUST 14 BIRTHDATE Test 's Enrollment

 Birth Date: 9/1/2017, Age: 7, Grade: 8  
Role: Club Member, Youth Division: Intermediate

Selected Units

Club, State Office - Primary

Selected Projects

Agronomy - Club

Back Submit

## STATUS

The status appears on the family's members list screen.

### Active memberships must have:

Enrollment approved by the county office

Enrollment fees received/paid

View	<p>Texas 4-H Youth Program</p> <p>Club Member <b>Awaiting Review</b></p> <p>Enrollment Submitted</p>
------	--

