

# 2024 TEXAS 4-H STATE DOG SHOW



2023 T-shirt Design Winner - Hewston Lochte -Gillespie County

# TABLE OF CONTENTS

---

Important Dates to Remember.....	3
Schedule of Events.....	4
General Rules and Guidelines .....	6
Additional Rules and Guidelines .....	9
Validation	County Set-Up
Judge Recruitment	T-Shirts
Entry Fees	Concessions
Entries Due	Opening Ceremonies
Entering the Texas 4-H Dog Show	Explanation of Points
Foster/Family Dog Competition Rules	Specialty Awards
Lodging Information	Something Special
Show/Check-in and Registration	Project Leaders Meeting
Control of Dogs	Rabies Certificates
Waste Management	Health Certificates
Events and Rules.....	16
Canine Good Citizen.....	17
Costume .....	17
Conformation .....	18
Drill Team .....	19
Obedience .....	20
Photography Contest.....	29
Rally .....	32
Showmanship .....	35
Skill-a-thon.....	37
Tricks .....	38
Dog Olympics.....	42

# DATES TO REMEMBER

---

- **January 10, 2024**
  - Dog Project Validation due through 4-HOnline profile
- **Mid April - May 15, 2024**
  - Regular Dog Show Registration closes on 4-HOnline
  - All photos for photography contest uploaded into Submittable
- **LATE REGISTRATION**
  - May 16-22, 2024 Additional \$50 Late Fee
  - May 23- 28, 2024 Additional \$250 Late Fee
  - NO REGISTRATION ACCEPTED AFTER MAY 28, 2024.
- **July 11-13, 2024**
  - Texas 4-H State Dog Show
    - Walker County Fair Grounds

NEW

# State Dog Show Schedule

---

## *WALKER COUNTY FAIRGROUNDS*

3925 SH 30

Huntsville, TX 77340

TENTATIVE SCHEDULE – ANY SIGNIFICANT CHANGES WILL BE EMAILED TO EXHIBITORS

### **Thursday, July 11, 2024**

4:00-8:00 p.m.	Check-in and Begin County Set-up
4:30 – 6:00 p.m.	Open Drill Practice (You schedule your time)
4:30 – 8:00 p.m.	4-H Dog Olympic Event #1
6:00 p.m.	Costume
After Costume	Drill Practice (Draw Order)
7:00 p.m.	Educational Program
7:30 p.m.	Ice Cream Social

### **Friday, July 12, 2024**

7:30 a.m.-4 p.m.	Check-in Open
7:30 a.m.	Begin County Set-up
7:30 – 8:45 a.m.	4-H Dog Olympic Event #2
8:00 a.m.	Judges Orientation
8:30 a.m.	Stewards Orientation
8:45–9:00 a.m.	Opening Ceremony Staging
9:00 a.m.	Opening Ceremony
9:30 a.m. - 1 p.m.	Tricks (Walk-up)
9:00 a.m.- 2 p.m.	Dog Skill-A-Thon open
9:30 a.m.	Rally
	Obedience (immediately following Rally)
	– Group Exercises (sits and downs) immediately following each class
	Drill
1:00-2:00 p.m.	Dog Project Volunteer Leader Meeting
1:00 – 3:00 p.m.	4-H Dog Olympic Event #3

### **Saturday, July 13, 2024**

7:30 a.m.-12:00 p.m.	Check-in Open
7:30 a.m. - 9:00 a.m.	4-H Dog Olympic Event #4
8:00 a.m.	Judges Orientation
8:30 a.m.	Stewards Orientation
TBD:	Canine Good Citizenship Testing
9:00 a.m.- 11:00 a.m.	Dog Skill-a-Thon Open
9:00 a.m.	Conformation
	Showmanship (immediately following Conformation)
10:00 a.m. – Noon	4-H Dog Olympic Event #5
	Presentation of High Point and Special Awards (following tabulation of all events)

# General Rules & Guidelines

# GENERAL RULES

---

1. The State 4-H Dog show will be held annually the second full weekend of July.
2. Youth may participate in 4-H year from September 1<sup>st</sup> of grade three through August 31<sup>st</sup> following completion of grade twelve, with these age restrictions:
  - a. Minimum age - 8 (as of August 31, 2023 in addition to being in the 3<sup>rd</sup> grade)
  - b. Maximum age - 18 (as of August 31, 2023)
3. For purposes of classification into the following age divisions, all 4-H member's grades and age are determined as of the current 4-H year, age is of August 31<sup>st</sup>.
  - a. Junior: 3<sup>rd</sup> through 5<sup>th</sup> Grade
  - b. Intermediate: 6<sup>th</sup> through 8<sup>th</sup> Grade
  - c. Senior: 9<sup>th</sup> through 12<sup>th</sup> grade (but not 19 years old)
  - d. Clover Kids are not eligible for any portion of the show. They should be recognized at county level.
4. No 4-H member shall enter this show that handles, shows, and/or works with dogs owned by other people for compensation. Dogs entered in the show must have been owned by the exhibitor or his/her immediate family (sister, brother, parents, grandparents, or corresponding step and half relationships) or co-owned with another individual(s). Dogs must be in the exhibitor's possession and under their daily care for at least six (6) months prior to the show.
  - a. All dogs considered for showing MUST be validated on 4-HOnline by January 10<sup>th</sup>. Instructions are posted on the State 4-H Dog Show webpage.
  - b. In the event of loss (death or otherwise) of the original project animal, written approval of animal replacement must be obtained from the management team to show another validated dog. An exception for the validation requirement will be made ONLY for Drill Team and must go through the approval process. Send written requests to: State 4-H Program Leader, Texas 4-H Youth Development Program, TAMU MS 2473, College Station, TX 77843-2473.
  - c. Dog must be over six (6) months of age at the time of the show.
  - d. Whether owned by the family or co-owned with another individual, the dog must be in the exhibitor's possession for at least six (6) months prior to the show, under their daily care, and have been trained by the 4-H member exhibiting the dog.
5. Siblings may show the same dog in different events.
  - a. Example: One child in Rally and the other child in Tricks.
6. Certificate of Veterinarian Inspection within ten (10) days and your Rabies Vaccination Certificate are required upon check in at the State 4-H Dog Show. [\(See Health Certificate information page 13\)](#)
  - a. ANY dog entering the building MUST have Certificate of Veterinary Inspection within ten (10) days of the State 4-H Dog Show at check in. **FORM PROVIDED LAST PAGE**
7. Physically disabled dogs may be shown in any class. It is at the judge's discretion to allow a dog to show. The judge's decision is final.
8. No dog will be allowed who's current pain level is obviously intolerable. It is at the judge's discretion to allow a dog to show. The judge's decision is final.
9. Dogs must be clean and well groomed. No obvious signs of skin issues (i.e. mange, lice, etc.) will be allowed.
  - a. Exhibitors must be involved in the grooming of their dog(s).
10. Females in season or having recently (within 8 weeks) whelped may not show except in Conformation.
11. All dogs must be under control at all times which includes:

**NEW**

- a. Leash in hand
  - b. In a crate
  - c. [See Control of Dogs for more information, page 10](#)
12. Unless otherwise stated, collars should be buckle, martingale, or slip collars with a six (6) foot leash at all times. Training collars including, but not limited to, prong/pinch collars, electronic collars, and head halters are not permitted.
13. Texas State 4-H Dog Show Rules will supersede American Kennel Club (AKC) rules; however, judging of classes will be done in accordance with AKC Rules as written there after.
14. In case of a conflict, individual class rules will supersede general rules.
15. Should an exhibitor be entered in the wrong class, he/she may change that class at check in. Class changes may not be made after class has begun.
16. **Disqualifications:**
- a. Any dog that leaves the ring during competition will be disqualified.
  - b. Disruptive and vicious dogs will be dismissed. NO EXCEPTIONS! An exhibitor who has trouble controlling their dog, may talk to the judge or feel free to dismiss themselves out of respect for the other competitors.
  - c. Any dog that soils a ring will be disqualified and not considered for placing. It is the member's responsibility to make certain their dog has been exercised regularly during the day.
  - d. Excessive handling could be grounds for disqualification. Example: Physically forcing the dog into a sit or down. Touching the dog during the performance may be severely penalized.
  - e. Any person using excessive corrections and/or physical harm or animals left in stressful/dangerous situations will be dismissed from ring and/or disqualified. NO EXCEPTIONS! Example: left in the sun with no way to get to shade or water for extended periods.
17. All titles dog(s) have received up to time of entry will determine the breed class, rally, or obedience class entered. Titles received from AKC, SKC, UKC, or any recognized breed organizations apply.
- a. Example A: AKC, or other recognized show points, or Champion titled dog, must enter Specials Class.
  - b. Example B: AKC or other recognized obedience title of CD must enter Graduate Novice, Open or Utility.
18. Spayed and neutered dogs may be shown in Conformation without judging discriminations.
19. For those events with age divisions, single entry classes will be combined with the next closest age division.
- a. Example: One (1) entry in Obedience Novice B Junior would be combined with Obedience Novice B Intermediate.
20. Any class with less than five (5) entries across all age divisions will be combined into one class. Determined at the time of entry in May.
- a. Example: Obedience Novice B with one (1) Junior, two (2) Intermediate and one (1) Senior would be run as one Obedience Novice B class.
21. Treats are not allowed in Rally, Obedience or Drill. Use of treats in Tricks may be considered in scoring.
22. All classes (including optional classes) will be awarded points according to the point system. (Page 12)
23. Parents or adult leaders may not assist 4-H members inside the show ring. This includes any competition ring, costume contest, drill, obedience, conformation, **opening ceremonies**, etc.
- Assistance is considered physically going into a ring, verbal and non-verbal coaching, instruction from outside the ring, verbal or hand signals to a dog, or anything else that may be perceived to be double handling or coaching a 4-H member or dog during competition. Stewards will give a verbal warning and then notify the show management. Appropriate action will be taken up to and including removal from grounds. Youth with any physical/mental disabilities that require assistance from others will need to notify the Texas 4-H Dog Show Management Team at entry time so appropriate arrangements can be made.

NEW

Reminder

24. Protests or grievances may be made. They shall be made in writing and presented to a member of the show management team's designated grievance committee within 15 minutes upon which the discrepancy occurred. Protest will not be valid if complainant waits until the end of the state show. A protest fee of \$50 CASH must accompany the written complaint.
  - a. A hearing shall be conducted immediately with all parties concerned and a finding will be rendered at once.
  - b. Decisions of the Committee, in conjunction with the State 4-H Youth Specialist, shall be final.
25. Willful and deliberate violation of the rules of the Texas 4-H Dog Show will result in disciplinary action according to the Texas 4-H and Youth Development Consequences of Misbehavior that was completed upon registration for 4-H.
26. The Texas 4-H Dog Show Management Team also requests that parents/guardians/leaders not leave young people unattended.
27. The Texas 4-H Dog Show Management Team requires that dress requirements be adhered to.
  - a. Clothing must be neat and clean in appearance.
  - b. Vulgar or obscene patches, medallions, or insignia that may be offensive will not be worn. No signs, slogans, or pictures advertising alcohol, illicit drugs, tobacco products or depicting blood, gore, guns, violence, or sex may be worn.
  - c. All Texas 4-H Dog Show participants must wear close-toed shoes while performing in any class event – Costume and Drill included. No open toed shoes or sandals may be worn in a competition ring.
  - d. County Dog Club Shirts MAY NOT be worn in regular classes except Traditional Drill.
28. The Texas 4-H Dog Show Management Team reserves the right to ask anyone violating these rules to leave.
29. The Texas 4-H Dog Show Management Team reserves the right to remove from the grounds any exhibitor, animal, or entry that may be falsely entered, deemed unsuitable, or objectionable, without assigning a reason, therefore. All fees will be forfeited.
30. The Texas 4-H Youth Development Program reserves the right to modify or change rule(s) for the purpose of clarification and/or understanding.



# Additional Rules & Guidelines

---

## *VALIDATION*

To be eligible for the State 4-H Dog Show all dogs must be validated through 4-H ONLINE by January 10<sup>th</sup> of the current year. Detailed instructions are available on the Texas 4-H Dog Show webpage.

## *JUDGE RECRUITMENT*

Any 4-H Dog Project member, parent, project leader or County Extension Agent may recruit and nominate judges for the Texas 4-H Dog Show. To do so, complete the Judge Recruitment Form available on the Texas 4-H Dog Show website listed above. This form must be completed and returned to Kristy Titzman prior to April 7<sup>th</sup> for the nominee to be considered.

## *ENTRY FEES*

- \$10.00 registration fee per exhibitor
- \$15.00 per entry per dog per class and Dog Olympics
- \$15.00 per Drill Team Member (Drill Team entry)
- \$5.00 per entry per photo

## *ENTRIES DUE*

There are TWO closing dates for this show. Entries are taken online only. Instructions for online entry are on the Texas 4-H and Youth Development website: <http://texas4-h.tamu.edu>. If lacking access to the Internet, your Extension office can assist. All entries will be completed online, no exceptions. Incomplete entries cannot be completed after the registration deadline.

- Regular Registration Deadline: May 15, 2024
- Late Registration Period:
  - May 16 to May 22, 2024 \$50 late fee in addition to regular registration fees
  - May 23 to May 29, 2024 \$250 late fee in addition to regular registration fees

**NEW**

All county/club checks must be RECEIVED from the County Extension Office by two weeks after entries are approved in the Texas 4-H Youth Development Foundation Office. Any monies, etc. not received by this date will result in the entry being cancelled/declined. NO EXCEPTIONS!

County/Club checks are made payable to and mailed with invoice to the:

Texas 4-H Office, 2023 Texas 4-H Dog Show TAMU, MS 2473, College Station, TX 77843-2473

NO PERSONAL CHECKS OR MONEY ORDERS CAN BE ACCEPTED. PAYMENT MUST BE MADE BY DEBIT CARD, CREDIT CARD, OR COUNTY/CLUB CHECKS.

## *ENTERING THE 4-H DOG SHOW*

This must be completed online at <http://texas4-h.tamu.edu>. Locate the link to 4-HOnline. Entry Fees will NOT be refunded in the event that a competitor is not present, sick, or has a family emergency or if a dog is absent, disqualified, excused by Veterinarian or judge or barred from competition by action of the Board. No entry fees will be refunded if the Show cannot open or be completed by reason of riots, civil disturbances, fire, extreme and/or dangerous weather conditions, an Act of God, public emergency, act of public enemy, strikes or any other cause beyond the control of the State 4-H Dog Show Management Team.

## *FOSTER/FAMILY DOG*

This program was created in an effort to promote and encourage fostering and training shelter dogs as dogs with home environment experience that are well mannered are more adoptable. Additionally, many families may not be able to make a long-term commitment to dog ownership. In an effort to promote and encourage 4-H members to participate in this service-learning project, the Foster/ Family Dog program was developed. Patterned after other states programs, it offers the opportunity to showcase some of the community service projects 4-H members have been doing allowing more members to participate. Foster/Family dog will follow skill levels and age divisions of the event they enter.

1. Subject to the Texas 4-H Dog Show Rules EXCEPT ownership/validation guidelines.
2. Handler and dog team is only eligible for the Foster/ Family Dog program for one year. A dog that has been previously validated is not eligible for the Foster/ Family Dog program.
3. Events open to Foster/Family Dog include:
  - a. Costume
  - b. Tricks
  - c. Obedience
  - d. Rally
  - e. Dog Olympics
4. Foster/Family dogs will be allowed to participate in Canine Good Citizenship (CGC) testing. There will be no skill level or age division for CGC. More information about CGC [on page 17.](#)
5. Foster/Family Dogs are not eligible for Overall High Point awards.
6. An exhibitor that has previously shown at the Texas 4-H Dog Show may participate in the Foster/Family Dog Competition with a foster dog. However, they must show in Obedience and Rally classes befitting the dog/ handler team's experience. No lower than Obedience Pre-Novice B or Rally Novice B.
7. Entries are completed through 4-H ONLINE Auxiliary Texas 4-H Dog Show.

## *LODGING INFORMATION*

Lodging information is available at <http://texas4-h.tamu.edu/projects/dog-care-training/>

## *SHOW/CHECK-IN AND REGISTRATION*

Walker County Fairgrounds  
3925 SH 30  
Huntsville, TX 77340

## *CONTROL OF DOGS*

The Texas 4-H Dog Show committee requires that all dogs be under control of their handler at all times. Tying a dog to a chair does not qualify. Dogs must be in handler's possession, on lead, or contained within a crate. This is for the dog's safety and others participating in the show and/or guests visiting the show site. All owners will help us keep a safe environment for all people and dogs concerned.

## *WASTE MANAGEMENT*

The Texas 4-H Dog Show Management Team thanks all for being responsible dog owners by helping to keep these grounds clean. As a pet owner, it is the member's responsibility to make certain their dog has been exercised regularly during the day.

- We respectfully request that each county and handler bring sufficient cleaning supplies (paper towels, bags, etc.) for clean-up purposes in their area and any place that their dog is exercised.

All counties must clean-up their area before they leave the show site. Counties not cleaning their area may be assessed a fee by the Texas 4-H Dog Show Management Team.

- There will be designated relief areas for the dogs. Dog owners will need to clean-up after their dog(s) on concrete, grass, dirt or ANYWHERE they may relieve themselves.
- Any dog that soils a ring will be disqualified and not considered for placing.
- There may be severe consequences for not cleaning up after dogs immediately including loss of points, removal of ribbons, and/or disqualification.

### *COUNTY SET-UP*

The building will be available Thursday, July 11, 2024, from 4:00-8:00 p.m. for counties to set-up their designated area.

- Dogs may not be left overnight.
- Allotted space is intended for crates, dogs and dog show preparations. Anyone not actively preparing for show and guests should gather in the other room.
- All materials, supplies, decorations, crates, chairs etc, must be **inside** your assigned crate space.

### *T-SHIRTS*

Texas 4-H Dog Show t-shirts may be purchased through Marketplace – online store May 1– 31, 2024.

### *CONCESSIONS*

Concession availability to be determined. Details will be sent in the exhibitor's letter prior to the show.

### *OPENING CEREMONIES*

An opening ceremony will be conducted on Saturday morning. Opening Ceremonies consist of a parade for all youth 4-H members and their dogs lined up in alphabetical county order. If a group has a club flag, feel free to use it and wear dog club shirts, if applicable. This is the time to show county spirit! **No adults are permitted in the Opening Ceremonies. Refer to General Rule #23**

### *EXPLANATION OF POINTS*

1. First Place: 11 points and each lesser placement reduce points by one.
  - a. Example: Second place = 10 points, third place=9, etc.
2. Best Junior Handler, Best in Show Purebred, Best in Show Non-Purebred, High in Trial Obedience, and High in Trial Rally will be given to one (1) high score individual regardless of age. (5 additional points)
3. One (1) High Point Overall will be given to one (1) dog/handler team per age division based on the previous point system.
4. Points for non-qualifying obedience and/or Rally scores will not count towards High Point.
5. Qualifying Obedience Scores (using AKC scoring):
  - a. Pre-Novice, Novice, 4-H Graduate Novice, AKC Graduate Novice, Open and Utility 170 out of 200
6. Rally 70 out of 100
7. The dog will receive maximum of 6 points if it is a single-entry class.

## *SPECIALTY AWARDS*

- County Presentation Award-Group
  - There will be grounds judges to judge the overall presentation of the group including set-up, display, cleanliness, sportsmanship, teamwork and ability to work well with others. Points will be deducted for any handler/county not cleaning up after their dog(s), indoors or outdoors. The judges will be asked for any input they feel necessary.
- Sportsmanship Award-Individual
  - Selected by the panel of judges based on observations.
- Best Junior Handler
  - All first-place showmanship winners from each class of all age divisions will compete for best overall showman.
- Best In Show: Purebred
  - All first-place winners of all purebred groups will compete for best overall purebred dog.
- Best In Show: Non-Purebred
  - All first-bred winners of all non-purebred groups will compete for best overall non-purebred dog.
- High in Trail: Obedience
  - The exhibitor with the highest point total in any obedience class.
- High in Trail: Rally
  - The exhibitor with the highest point total in any rally class.
- Overall High Point Handlers
  - One Overall High Point Handler award is given per age division.
  - Points will be determined on a one-dog one-handler team, using the point schedule listed in *Explanation of Points*. An additional point for participation will be given in each class. High point is determined by the one-dog, one-handler team. The highest five (5) of the seven (7) categories will be considered for high point: (1) conformation, (2) costume, (3) drill, (4) showmanship, (5) obedience, (6) rally, and (7) tricks.

## *SOMETHING SPECIAL*

**Guadalupe County** will provide the judges gifts this year.

All counties will assist with clean-up of the facilities during and at the end of the show.

## *PROJECT LEADERS MEETING*

Participants must be a parent of an exhibitor of the current show OR a registered leader (registered with their county as the Dog Project Leader). Dog Project Leaders will meet on the Friday of the show. They will discuss any needs, make suggestions for improvement for the state show, and make suggestions for educational activities, events, and programs that would strengthen the Texas 4-H dog program, to implement next year after consideration by the Dog Show Management Team. They will also determine who will provide judges gifts for the next year.

Should any parent/leader have an item to be discussed (business and/or rule changes), please submit the item to <https://forms.gle/tdfomUHJn3wr4dES6> by July 1st.

## *RABIES CERTIFICATES*

Proof of Rabies Shots must be carried with owners at all times when traveling with their dog in Texas. Tags or a receipt will not substitute for the Rabies certificate. If a veterinarian does not use current forms, the documentation must include:

- Veterinarian signature
- Veterinarian license number
- Name, brand, and lot number of drug used
- States: Rabies Certificate
- Date given
- Date next vaccination is due

## *HEALTH CERTIFICATES*

**NEW**

Certificate of Veterinarian Inspection or Health Certificates within ten (10) days of the State 4-H Dog Show will be required at check in. **FORM PROVIDED ON THE LAST PAGE.** Owners **MUST** also have a copy of their Rabies Certificate with them to check in.

NOTE: The average cost of a health certificate is \$50 with some as high as \$75. In the time this process has been in place, we have heard the following successful procedures to address this cost.

- Use your regular vet. They have a relationship with you and your dog that may help this process be easier and less costly.
- Make sure the veterinarian knows this is only for travel in Texas and you will not be leaving the state, or flying on an airplane. (Out of state health certificates are MUCH more expensive)
- Bargain as a group. Part of the cost is the office visit. See if they will make arrangements to see the whole group of dogs at one time for a reduced fee. (One county gets theirs at \$20 each this way)
- Ask a veterinarian to come to your project meeting to do the certificates as a group. Save them the cost of office facilities and staff.
- Call around to find out the prevailing cost in your area. Go to the cheapest one, or let your vet know the lowest you found.
- Don't wait until the last minute to do the bargaining. You can't get the papers earlier than ten (10) days before the show but start talking to them and making arrangement early in the year.
- Have a special fundraiser to raise money specifically for this cost.
- Offer to donate volunteer time to the clinic in return for the health certificate.
- Beginning in January, put away \$2 a week to save up for the health certificate.

## *ADDITIONAL HEALTH INFORMATION*

State Extension Veterinarian recommends the following additional vaccinations for the health of your dog:

- Distemper - all puppies should receive a 1-year booster vaccination one (1) year after completion of the initial puppy series, regardless of the product used. Following this vaccination, revaccination is recommended at intervals of every three (3) years.
- Adenovirus (Infectious Hepatitis) - all puppies should receive a 1-year booster vaccination one (1) year after completion of the initial puppy series, regardless of the product used. Following this vaccination, revaccination is recommended at intervals of every three (3) years.
- Leptospira interrogans (Lepto) - Lepto is a disease that is on the rise and is transmitted to dogs by drinking from ground water contaminated with the urine of wild animals, such as possum, raccoon, etc., which are found everywhere, not just in rural areas.

- Parvovirus - all puppies should receive a 1-year booster vaccination one (1) year after completion of the initial puppy series, regardless of the product used. Following this vaccination, revaccination is recommended at intervals of every three (3) years.
- Bordetella - annually or more often in high-risk dogs (show dogs are considered high risk).
- Heartworm - a negative test or preventative care record must be documented.
- Texas state law requires Certificates that rabies vaccinations must be administered by a veterinarian. Photocopy of rabies vaccination certificate must be carried with you at all times and must be presented at check in with the health certificate.
- Rabies vaccination administered by an individual is not legal nor is it valid within the state of Texas.

### *AMERICANS WITH DISABILITIES ACT*

Texas A&M AgriLife Extension provides equal opportunities in its programs and employment to all persons, regardless of race, color, sex, religion, national origin, disability, age, genetic information, veteran status, sexual orientation, or gender identity. The Texas A&M University System, U.S. Department of Agriculture, and the County Commissioners Courts of Texas Cooperating.

If you need any type of accommodation to participate in this program or have questions about the physical access provided, please contact Cory Hundl at (979) 845-6800 at least two (2) weeks prior to the State 4-H Dog Show.

# Events & Rules

# Definition of Events

---

## *CANINE GOOD CITIZEN*

The Canine Good Citizen testing is a non-competitive opportunity for exhibitors to demonstrate their dog's basic good manners and earn the Canine Good Citizenship certificate through AKC. More information [on page 17](#)

## *COSTUME*

The Costume Contest is an opportunity for exhibitors to dress-up, show off their creativity, and have fun! More information [on page 17](#).

## *CONFORMATION*

In Conformation, the dog is judged based on breed standards taking structural correctness, appearance, gaiting ability, and other physical characteristics into consideration. More information [on page 18](#)

## *DRILL*

Drill is a team or individual event designed for exhibitors to showcase obedience commands but have them choreographed to music. Performances are evaluated on the obedience skills demonstrated, ability to work together, and the performance overall. More information [on page 19](#)

## *OBEDIENCE*

At the judge's command the handler should be able to direct the dog using verbal OR non-verbal commands through all the obedience commands. Included exercises are "Heel" (fast, slow and figure eight), "Sit", "Down", "Stay", and "Come". Depending on the skill level this is accomplished on leash for beginners and off leash for advanced handlers.

More information [on page 20](#)

## *PHOTOGRAPHY*

An opportunity for 4-H members to enter dog related photographs for competition, whether they own a dog or not. More information [on page 29](#)

## *RALLY*

Rally is an event in which the dog and handler follow a course of designated stations with obedience commands to perform. More information [on page 32](#)

## *SHOWMANSHIP*

In Showmanship, the exhibitor is judged on their ability to handle a dog in a conformation ring; however, judging is based primarily on the exhibitor's ability, rather than the dog's conformation.

More information [on page 35](#)

## *DOG SKILLATHON*

The Dog Skill-A-Thon is a knowledge showcase where exhibitors are tested on their knowledge about all things dogs! More information [on page 37](#).

## *TRICKS*

The Trick class will be judged on the performance of the dog, the training ability of the handler, and the unique and creative nature of the trick. More information [on page 37](#)

## *DOG OLYMPICS*

Dog Olympics was a new event for 2022 meant to encourage members to attend the State 4-H Dog Show even if they feel they are not quite ready for all competitive events. More information [on page 42](#).



# CANINE GOOD CITIZEN

---

Started in 1989, the CGC Program is designed to reward dogs who have good manners at home and in the community. The CGC Program is a program that stresses responsible pet ownership for owners and basic good manners for dogs. All dogs who pass the 10-step CGC test may receive a certificate from the American Kennel Club. The ten steps are:

1. Accepting a friendly stranger
2. Sitting politely for petting
3. Appearance and grooming
4. Out for a walk (walking on a loose lead)
5. Walking through a crowd
6. Sit and down on command and Staying in place
7. Coming when called
8. Reaction to another dog
9. Reaction to distraction
10. Supervised separation

The State 4-H Dog Show will offer CGC testing as a non-competitive event. Testing is subject to certified judge availability. For more information and to find the 10-step test requirements, visit:

<https://www.akc.org/products-services/training-programs/canine-good-citizen/what-is-canine-good-citizen/>

# COSTUME

---

1. Classes will be divided into junior, intermediate, and senior age groups.
2. Limit one (1) dog per handler.
3. Costumes must be representative of 4-H youth, use your imagination.
4. They should meet dress code requirements and not depict horror, alcohol, tobacco, or be cruel in nature. Weapons (real or fake) are not allowed. If there is a question of suitability, contact show management team, however, as a general rule, if the costume is questionable, err to not acceptable.
5. Costumes/Props should be designed and constructed in part by exhibitor. Parental assistance with costume design is encouraged, particularly with the younger age exhibitors. In order to be fair to all costume exhibitors, it is recommended that costumes and props should be of your own design, and not be rented or borrowed from any business and/or organization.
6. The exhibitor should be prepared to answer any question regarding the costume and/or prop or about their dog.
7. Exhibitors can be in costume along with their dog, but emphasis will be on the dog's costume.
8. Judging Criteria includes:
  - a. Creativity (20): Ability to produce or create (not purchase) something unique, new and original.
  - b. Showmanship (25): Stage personality, poise, confidence, expression, stage presence.
  - c. Costuming (25): Appropriate for age and youth audience, fits well, and is flattering.
  - d. Material Chosen (15): Appropriate for audience and the ability of the performer.
  - e. Audience Appeal (15): Evokes reaction from audience that is desired from the performance.

# CONFORMATION

---

1. Conformation Classes – LIMIT 3 DOGS PER EXHIBITOR
2. Classes will be subdivided by breed within a class if there are more than 10 dogs of one breed.
3. The top ten (10) placing dogs of the individual breed will return to group class for final judging.
4. First place winners will compete for the Best in Show in Conformation.
5. Exhibitors entering more than one (1) dog in Conformation should make arrangements to be assisted by another exhibitor to resolve any conflicts.
6. Classes will be judged according to AKC standards. Purebred dogs must be shown in the appropriate purebred classes. Regardless of origin, if the dog shows purebred characteristics it MUST show in the purebred class whether or not they are registered through AKC, UKC, or any other organization. If non-purebred, please list the dominant breed or breeds. Non-Purebred classes will be judged according to the predominant breed characteristics and first place winners will compete for Best Non-Purebred in Show.
7. PUREBRED DOGS: Breed disqualifications will not apply, but will be considered as serious faults.
  - a. SPORTING BREEDS
  - b. HOUND BREEDS
  - c. WORKING BREEDS
  - d. TERRIER BREEDS
  - e. TOY BREEDS
  - f. NON-SPORTING BREEDS
  - g. HERDING BREEDS
  - h. MISCELLANEOUS BREEDS: This class is available for all pure breeds that are not currently recognized by the AKC.
  - i. SPECIALS: Any dog having received any (AKC, Breed Club, SKC, etc.) points, champion title or having won best in show at a previous State 4-H Dog show must be entered in Specials Class.
8. NON-PUREBRED:
  - a. NON-PUREBRED DOGS 25 POUNDS AND UNDER
  - b. NON-PUREBRED DOGS 26 TO 54
  - c. NON-PUREBRED DOGS 55 POUNDS AND OVER
  - d. NON-PUREBRED DOGS SPECIAL: Any dog having won Best Non-Purebred in Show at a previous State 4-H Dog Show must be entered in this class.
  - e. BEST IN SHOW PUREBRED\*: First place winners in pure-bred classes will compete for the Best in Show in Conformation Award.
  - f. BEST IN SHOW NON-PUREBRED\*: First place winners in non-purebred classes will compete for the Best In Show Non-Purebred Award in Conformation.
  - g. VETERAN CLASSES. A non-regular but competitive class for dogs at least 7 years old, designed to honor those dogs who have maintained their structural integrity, health, vigor and love of showing into their golden years. In veterans, gray hair, missing teeth, or old eyes are not faults.
9. The age on the Health Certificate and/or validation will verify the eligibility.
10. There will be separate classes for Purebred and Non-Purebred and will be treated as another group in each division. The winner will advance to Best In Show and will have to move to Specials if they win Best in Show.

*\*Exception: when the dog turns 7, it may show in Veteran. If it wins Veterans they must move back to Best in Show.*

# DRILL TEAM

---

Both categories of the Drill Team must meet the following guidelines:

1. Limit one (1) dog per handler, per drill.
2. Bait/treats will not be allowed.
- NEW

 3. 1 10 minute practice will be allowed the day before the event. See the tentative schedule for details about practice times. For 2024 there is a time frame where the team can select their own practice time and a separate time frame where teams will practice in a drawn order. It will be up to the team to select one time frame or the other.
4. Time limit of five (5) minutes – a red flag will be visible at the one (1) minute warning. Points will be deducted for going over time. Performances that run more than one (1) minute overtime will be disqualified.
5. Drill performed to music.
6. Music must be in electronic multimedia format such as .swf, .wav, .mp3, .mp4, .mpg, .wmv, or .avi.
7. All obedience commands must be utilized, but do not have to be performed in the same manner as they would be in a formal obedience ring. Five (5) points will be taken off for each missed command.
 

a. Sit	g. Sit Stay
b. Fast	h. Down Stay
c. Slow	i. Recall
d. Left Turn	j. Finish
e. Right Turn	k. Stand
f. About Turn	
8. Each drill will be identified with a name. This helps in the online entry process.
9. If an exhibitor decides to show in more than one (1) drill, it must be a different class.
10. Points will count toward High Point. In the case of multiple drill entries with the same dog, only the highest point class will count towards high point.
  - a. Traditional
    - i. Obedience skills to music
    - ii. Club color shirts, any color
    - iii. Shorts, slacks, or jeans that meet dress code requirements
    - iv. No costumes
    - v. No Props
    - vi. Minimum of three (3) members
11. Freestyle will be broken into two classes – 1-2 members and 3 or more members. Categories are:
  - a. Freestyle
    - i. Costumes and props permitted following the same guidelines as the costume contest, as long as they meet dress code requirements.
    - ii. No minimum number members
    - iii. Individuals and teams have four (4) minutes to set up props, five (5) minutes for presentation and four (4) minutes to remove props. Adults may assist only in set up and removal.
    - iv. Performance will be evaluated 50% completion of exercises as well as 50% on talent, uniformity, creativity, showmanship, costuming, material chosen and audience appeal.

# OBEDIENCE

---

1. LIMIT THREE (3) DOGS PER EXHIBITOR
2. CLASS TITLES SUCH AS PRE-NOVICE AND NOVICE REFER TO THE DOG'S EXPERIENCE AND CLASS SUB-TITLES (EXAMPLE: "A" & "B") REFER TO THE HANDLER'S ABILITIES.
3. Classes are open to purebred and non-purebred dogs. Obedience exercises are to be performed according to AKC (American Kennel Club) Rules and Regulations as modified for 4-H.
4. Bait/Treats of any kind may not be used in any Obedience Class.
5. Collar: A sliding chain with two-three inches of excess when around the neck, or a snug flat buckle collar, neither with anything hanging from them.
6. A dog may be entered in only one (1) obedience class at the same show except open and utility. An exhibitor may enter more than one dog in each class. In this case, the exhibitor may be assisted by another 4-H member in group exercises.
7. Obedience Progression Rules: A 4-H member may start the progression at any point. However, once a dog starts it can never go backward on the chart nor can skipped classes be picked up in later years.\*
8. Classes offered at the State 4-H Dog Show will include:
  - a. Beginner Novice A
    - i. A maximum of one (1) year (with or without a qualifying score). A handler may show in Beginner Novice A if the handler and dog are inexperienced and have never shown at a State 4-H Dog Show (in Pre-Novice or Beginner Novice) or AKC in Beginner Obedience or other recognized show.
  - b. Beginner Novice B
    - i. Exhibitor/dog team has never received a score of 170 out of 200 points in Pre-Novice B or Beginner Novice B. Exhibitor may choose to move to Novice A at any point prior to entry.
  - c. Novice A
    - i. A maximum of one (1) year (with or without a qualifying score). A handler may show in Novice A, if the handler and dog are inexperienced and have never shown at a State 4-H Dog Show (in Novice), or at an AKC or other recognized show
  - d. Novice B
    - i. Exhibitor/dog team has never received a score of 170 out of 200 points in Novice B. Exhibitor may choose to move to 4-H Graduate Novice or AKC Graduate Novice at any point prior to entry.
  - NEW

 e. Veterans Obedience
    - i. For dogs who have completed Novice B and are at least 7 years old on the date of the show.
  - f. 4-H Graduate Novice
  - g. AKC Graduate Novice
  - h. Open
  - i. Utility
9. A handler may show in Veterans, 4-H Graduate Novice, AKC Graduate Novice, Open and Utility an unlimited number of times. Full descriptions of what is expected in each class are on the next page.
10. AKC Jump Heights will be used. See following chart.
11. A dog that has a CD title (or equivalent) cannot show in an Obedience Pre-Novice or Novice class, but can show in a Rally Novice class.
12. A handler and dog may not show in more than one obedience class except for open and utility.
13. Qualifying Scores (Using AKC Scoring).

- a. Pre-Novice, Novice, 4-H Graduate Novice, AKC Grad Novice, Open, and Utility..... 170 out of 200 points.

## *CLASS DESCRIPTIONS*

The following are basic descriptions of the obedience skills required for each skill level. More detailed descriptions and additional information can be found in the AKC guidelines [AKC.org](http://AKC.org).

### 1. BEGINNER NOVICE A OR B POSSIBLE SCORE 200 POINTS

- a. Heel on Leash
  - i. Rally signs “Right turn,” “Left turn,” “About turn,” “Slow,” “Normal,” “Fast” and “Halt/Sit” will be used. In “heeling” exercises, the handler will work the dog on a loose leash, which should be carried in either hand or both hands. Hands are to be carried in a natural manner. The handler’s left hand should not touch the dog. Any jerking or tugging on the leash is penalized. The handler walks in a normal manner and must not adapt his pace to the dog. There must be a definite change of pace when given the orders “fast”, “slow”, or “normal”. Extra commands, signals or tugs on the collar will be penalized. At the “Halt/Sit” sign, the handler will stop. The dog shall sit straight and promptly in the heel position without command or signal.
- b. Figure Eight
  - i. The handler will stand with the dog sitting in heel position facing the judge, midway between two cones 17” to 37” high and no more than 15” wide at the base, that will be placed 8 feet apart. The Figure Eight will be performed on leash; the handler may go around either cone first. On the judge’s order the handler and dog will walk briskly around and between the two cones twice. The judge must order at least one halt during the exercise and another at the end. After each halt, the handler may give a command or signal to heel before moving forward again.
  - ii. Onetime single phrase of praise or encouragement by the handler to the dog will be allowed without penalty.
- c. Sit for Exam on Leash
  - i. The handler will stand with the dog sitting in the heel position in a place designated by the judge. The judge will ask “Are you ready?” before giving the first order. On the judge’s order, the handler will command the dog to sit if they are not already sitting. The handler will then stand with the dog sitting in the heel position and may give the command and/or signal to stay, walk straight forward about six (6) feet to the end of the leash, turn and face the dog.
  - ii. The judge will approach the dog from the front. Using the fingers and palm of one hand, the judge will touch only the dog’s head. On the order “Back to your dog,” the handler will walk around behind the dog and return to the heel position.
- d. Sit Stay – Handler Walk Around the Ring
  - i. The handler will stand with the dog sitting in the heel position in a place designated by the judge. The leash remains attached to the dog’s collar and will be dropped/placed on the ground between the dog and the handler before the exercise begins. On the judge’s order “Sit your dog,” the handler will command and/or signal the dog to sit, if they are not already sitting. On the judge’s order “Leave your dog,” the handler may give a command and/or signal to stay and immediately proceed to walk around the inside perimeter of the ring in a direction indicated by the judge. Upon completing a full

perimeter walk around the ring, the handler will approach the dog from the front, and proceed to walk around and in back of the dog to the heel position.

e. Recall

- i. The handler will stand with the dog sitting in heel position in a place designated by the judge. The leash is removed for this exercise and kept by the handler. The handler may hold the leash in either hand, put the leash in a pocket or drape it around their neck.
- ii. On the judge's order the handler may give a command and/or signal to the dog to stay in the sit position. The handler will then walk forward, approximately 25 feet to a location as directed by the judge, turn to face the dog. On the judge's order or signal, the handler will command or signal the dog to come. Thereafter the handler's arms and hands should hang naturally at the sides until the dog has sat in front.
- iii. The dog must come directly at a brisk trot or gallop and sit in front close enough for the handler to touch easily. While the dog is coming directly to the handler, a one-time single phrase of encouragement will be allowed. No finish is required of the dog.

2. NOVICE A OR B POSSIBLE SCORE 200 POINTS

a. Heel on Leash and Figure 8 on Leash

- i. The same rules which apply to Beginner Novice A and B apply to Novice A and B for these exercises, except the judge will use verbal commands rather than signs for directions.

b. Stand for Exam Off Leash

- i. Prior to the start of the exercises the handler will remove the leash and give it to a steward, who will place it on the judge's table or other designated place. The handler will take their dog to the place indicated by the judge. On the judge's order "Stand your dog and leave when you are ready." The handler will stand/pose the dog by the method of the handler's choice, taking any reasonable time if they choose to pose the dog as in the show ring. The handler will then stand with the dog in the heel position and may give the command and/or signal to stay walk straight forward about 6 feet and then turn and face the dog.
- ii. Same examination procedure as Beginner Novice Sit for Exam.

c. Heel off Leash

- i. This exercise is executed similar to Heel on Leash but without either the leash or the Figure Eight.

d. Recall Off Leash and Finish

- i. Similar to Beginner Novice Recall without the leash and the handler will go to the far side of the ring. On the judge's order the handler will give a command or signal to finish.

e. Sit-Stay- Get Your Leash

- i. The handler will stand with the dog sitting in heel position in a place designated by the judge. The judge will ask "Are you ready?" before giving the first order. On the judge's order the handler may command and/or signal the dog to sit without touching either the dog or the dog's collar. On further order to "Leave your dog to get your leash," the handler may give a command and/or signal to stay and will walk forward immediately to the place designated by the judge for the leash, pick up the leash, turn, and face the dog. The judge will give the order "Back to your dog." The handler must return directly, walking around and in back of the dog to heel position. The dog must not move from the

sitting position until after the judge has said "Exercise finished." The judge will tell the handler "Clip your leash to the collar and maintain control of your dog." The handler is required to exit the ring with the dog under control and without jumping, pulling or tugging on the leash.

- f. Group Exercise (On Leash Sit/Stay and Down/Stay)
  - i. If a dog has a qualified OR non-qualified (NQ) score in an individual exercise, the dog and handler will return for the group exercise.
  - ii. In group exercise, dogs must be spaced at least 6 feet apart and 4 feet from the ring barriers.
  - iii. This exercise is performed with the dog on a 6-foot leash. The leash will remain clipped to the dog's collar and the handler will hold on to the leash throughout the entire exercise. The armband will remain on the handler.
  - iv. Prior to beginning the exercise, the judge will instruct the handlers to bring their dog to them and stand quietly if their dog begins to move out of position.
  - v. On the judge's order the handlers will command and/or signal their dogs to sit without touching the dog or the dog's collar. On further order to "Leave your dogs." The handlers may give a command and/or signal to stay and will walk forward immediately to the end of the leash, without jerking or tightening the leash, turn and face their dogs.
  - vi. After one minute from the time the judge ordered the handlers to leave their dogs, the judge will give the order "Back to your dogs." The handlers must return directly, walking around and in back of their own dog to the heel position.
  - vii. Handlers who gathered their dog from the broken sit will return to their original spot for the down.
  - viii. Dogs must remain under control between this two-part exercise.
  - ix. The Down Stay portion of the exercise will use the same procedures/expectations as the Sit Stay portion of the exercise.
  - x. The judge will tell the exhibitors "Maintain control of your dogs." The handlers are required to exit the ring with their dogs under control and without jumping, pulling or tugging on the leash.

### 3. VETERANS OBEDIENCE

**NEW**

- i. The exercises will be performed and judged as in the Novice class.

### 4. 4-H GRADUATE NOVICE POSSIBLE SCORE 200 POINTS

- a. Heel Free and Figure Eight
  - i. Same as novice Heel on Leash and Figure Eight, except that the dog will be off leash. As more advanced dogs, they should give a smoother performance than at the lower level.
- b. Stand for Exam
  - i. Same as novice.
- c. Drop on Recall
  - i. Executed similar to recall but the dog must drop to a "down" on command from the handler, and complete the "come" on command.
  - ii. The handler may give the command and/or signal to drop the dog. The dog must come quickly, drop instantly and come straight into the handler on the first command in each part of the exercise. A second command is a disqualification, slow response to any command results in a loss of points.
- d. Recall over High Jump
  - i. Executed similar to recall, except the dog will be directed to jump over the high jump as it returns to the handler



e. Stand-Stay-Get Your Leash

- i. The handler will stand with the dog sitting in heel position in a place designated by the judge. The judge will ask "Are you ready?" before giving the first order. On the judge's order the handler may command and/or signal the dog to stand without touching either the dog or the dog's collar. On further order to "Leave your dog to get your leash," the handler may give a command and/or signal to stay and will walk forward immediately to the place designated by the judge for the leash, pick up the leash, turn, and face the dog. The judge will give the order "Back to your dog." The handler must return directly, walking around and in back of the dog to heel position. The dog must not move from the standing position until after the judge has said "Exercise finished." The judge will tell the handler "Clip your leash to the collar and maintain control of your dog." The handler is required to exit the ring with the dog under control and without jumping, pulling or tugging on the leash.

5. AKC GRADUATE NOVICE POSSIBLE SCORE 200 POINTS

a. Heel Free and Figure Eight

- i. Same as novice Heel on Leash and Figure Eight, except that the dog will be off leash. As more advanced dogs, they should give a smoother performance than at the lower level.

b. Drop on Recall

- i. On the judge's order, the handler may give a command and/or signal for the dog to stay in the sit position. The handler will walk forward to the other end of the ring, then turn, face the dog and stand naturally. On the judge's order or signal, the handler will either command OR signal the dog to come. The dog must come directly at a brisk trot or gallop. On the judge's arm or hand signal, the handler will give the command and/or signal to drop. The dog must drop immediately to a complete down position. If the handler chooses to give both a command and signal to drop, they must be given simultaneously. The dog must remain down until the handler gives the command OR signal to come when ordered by the judge.

c. Dumbbell Recall

- i. This exercise will be performed like the Novice Recall, but with the dog holding the dumbbell. In addition to the Novice Recall, the dog will promptly take, hold and deliver the dumbbell when commanded.

d. Dumbbell Recall over High Jump

- i. Similar to Dumbbell Recall except the dog will be directed to jump the high jump as it returns to its handler.

e. Recall over Broad Jump

- i. Similar to Novice Recall except the dog will be directed to jump the broad jump as it returns to its handler.

f. Stand-Stay Get Your Leash

- i. The handler will stand with the dog sitting in heel position in a place designated by the judge, approximately 15 feet from the ring gate. The judge will ask "Are you ready?" before giving the first order. On the judge's order the handler will command and/or signal the dog to stand without touching the dog or the dog's collar. The dog must stand but need not stand in heel position. On further order to "Leave your dog to get your leash," the handler may give a command and/or signal to stay and will walk forward directly to the place outside the ring gate designated by the judge for the leash. The handler will pick up the leash, re-enter the ring, stop and wait for the judge's order "Back to your dog." The handler must return directly, walking around and in back of the



dog to heel position. The dog must remain standing until the judge has said "Exercise finished." The judge will tell the handler "Attach your leash to the collar and maintain control of your dog." The handler is required to exit the ring gate with the dog under control and without jumping, pulling or tugging on the leash.

#### 6. OPEN POSSIBLE SCORE 200 POINTS

- a. All exercises done off leash.
- b. Heel Free and Figure 8
- c. Command Discrimination Stand, Down, Sit
  - i. The handler will stand with the dog sitting in heel position in a place designated by the judge. The judge will ask "Are you ready?" before giving the first order to "Stand your dog" or "Down your dog." The handler will give a command and/or signal for the dog to change position. On further order to "Leave your dog," the handler may give a command and/or signal to stay and will immediately walk forward 15 feet, turn, and face the dog. On the judge's signal, the handler will give a command and/or signal for the dog to change to the second position. The judge will then order "Leave your dog." The handler may give a command and/or signal to stay and will immediately turn around and walk forward an additional 15 feet, turn, and face the dog. On the judge's signal, the handler will give a command and/or signal for the dog to change to the third position. The judge will then order "Back to your dog." The handler may give a command and/or signal to stay, and then must return directly, walking around and in back of the dog to heel position. The dog must stay in position without additional commands or signals until the handler has returned to heel position. The handler's hands and arms must hang naturally at the handler's side.
- d. Drop on Recall
- e. Retrieve on Flat
  - i. Proper retrieving demands that the dog retrieve quickly and on command; return the object without damage to it; sit in front of and within easy reach of his master; hold it until told to surrender it, and then go to heel to await the next command. Dogs are required to retrieve a thrown dumbbell on the flat. Dogs that anticipate the command are given less than 50%. Heavy penalties are made for very slow work; dropping dumbbell; excessive mouthing of the dumbbell; dropping it; failure to sit within reach of the handler to present it; or refusing to surrender it. Some dogs get this far very well, and then do not return to heel position without an extra command. Slight deductions are made for this.
- f. Retrieve over High Jump
  - i. Since this is a retrieve over a jump, the points made above count here too. If a dog jumps only one way he gets less than 50%. Touching the jump on the way over brings a minor penalty; climbing it brings a heavier one. In this exercise, and in the broad jump, the jumps are set according to the dog's size, so that all competitors have a substantially equal chance.
- g. Broad Jump
  - i. Any owner of a supposedly well - trained dog would be properly embarrassed if his dog refused to jump some simple obstruction in his way, so the broad jump was added as an exercise. In this exercise the length of the jump is set at two times the height of the high jump. A dog that refuses to jump or walks over the hurdle gets zero. One that fails to clear the full distance or fails to await the command gets less than 50%. A dog gets only a minor penalty for poor return or crooked sit.

#### h. Stand-Stay- Get Your Leash

- i. The handler will stand with the dog sitting in heel position in a place designated by the judge, approximately 15 feet from the ring gate. The judge will ask "Are you ready?" before giving the first order. On the judge's order the handler will command and/or signal the dog to stand without touching the dog or the dog's collar. The dog must stand but need not stand in heel position. On further order to "Leave your dog to get your leash," the handler may give a command and/or signal to stay and will walk forward directly to the place outside the ring gate designated by the judge for the leash. The handler will pick up the leash, re-enter the ring, stop and wait for the judge's order "Back to your dog." The handler must return directly, walking around and in back of the dog to heel position. The dog must remain standing until the judge has said "Exercise finished." The judge will tell the handler "Attach your leash to the collar and maintain control of your dog." The handler is required to exit the ring gate with the dog under control and without jumping, pulling or tugging on the leash.

### 7. UTILITY POSSIBLE SCORE 200 POINTS

- a. All exercises off leash.
- b. Signal Exercise
  - i. The principal features of this exercise are the ability of the dog and handler to work as a team while heeling, and the dog's correct responses to the signals to stand, stay, drop, sit, and come. Orders are the same as in Heel on Leash and Figure 8 with the additions of "Stand your dog" and "Leave your dog." Orders are given using hand signals.
- c. Scent Discrimination
  - i. In this exercise the dog must select and retrieve the correct dumbbell with the handlers scent from an array of dumbbells placed on the ground. The scent exercise is next repeated with another dumbbell. Directed "Retrieve Dog" and handler start back to end of the ring, the steward will place three gloves across the end of the ring. The judge will designate which glove to retrieve. The handler must turn in place and direct the dog to retrieve the correct glove. The handler may move in place, and bend at the knees but must not touch the dog. Other commands are the same as for the retrieve on the flat. Dumbbells may be wooden or non-wooden material, but not metal.
- d. Moving Stand For Exam
  - i. In this exercise the dog must heel, stand, and stay on command by the moving handler. Orders for the exercise are "Forward," "Stand your dog" given while the handler is walking, "About Turn", "Halt", and "Call your dog to heel."
- e. Directed Jump
  - i. The dog is sent away from the handler and must stop on command and, at the handler's command, must jump either a bar jump or high jump and return to the handler as in the recall.

## SCORING FOR OBEDIENCE CLASSES

Beginner Novice A&B Points		
A.	Heel on Leash	40
B.	Figure 8	40
C.	Sit for Exam on Leash	40
D.	Sit/Stay	40
E.	Recall	40
<b>Total</b>		<b>200</b>
Qualifying Score		170

Novice A&B and Veterans Points		
A.	Heel on Leash and Figure 8	40
B.	Stand for Examination Off leash	30
C.	Heel off Leash	40
D.	Recall off Leash and Finish	30
E.	Sit-Stay-Get Your Leash	30
<b>Subtotal</b>		<b>170</b>
F.	Sit On Leash - 1 minute	30
G.	Down On Leash - 1 minutes	
<b>TOTAL</b>		<b>200</b>
Qualify Score		170

4-H Graduate Novice Points		
A.	Heel off Leash and Figure 8	40
B.	Novice Stand for Examination Off leash	40
C.	Drop on Recall and Finish	40
D.	Recall over High Jump and Finish	40
E.	Stand-Stay-Get Your Leash	40
<b>TOTAL</b>		<b>200</b>
Qualifying Score		170

AKC Graduate Novice Points		
A.	Heel and Figure Eight Off leash	40
B.	Drop on Recall and Finish	40
C.	Dumbbell Recall and Finish	30
D.	Dumbbell Recall over High Jump and Finish	30
E.	Recall over Broad Jump and Finish	30
F.	Stand-Stay-Get Your Leash	30
<b>TOTAL</b>		<b>200</b>
Qualifying Score		170

Open Points		
A	Novice Heel Off Leash with Figure 8	40
B	Command Discrimination- Stand, Down, Sit	30
C	Drop on Recall and Finish	30
D	Retrieve on the Flat	20
E	Retrieve over the High Jump	30
F	Broad Jump	20
G	Stand-Stay-Get Your Leash	30
<b>TOTAL</b>		<b>200</b>
Qualifying Score		170

Utility Points		
A	Signal Exercise	40
B	Scent Article #1	30
C	Scent Article #2	30
D	Directed Retrieve	30
E	Moving Stand and Exam	30
F	Directed Jumping	40
<b>TOTAL</b>		<b>200</b>
Qualifying Score		170

Standard Jump Height Table	
Measured height of dog at Withers	Min height to be jumped
Less than 7 1/2"	4"
7 1/2" to 9"	8"
Greater than 9" up to 11"	10"
Greater than 11" up to 13"	12"
Greater than 13" up to 15"	14"
Greater than 15" up to 17"	16"
Greater than 17" up to 19"	18"
Greater than 19" up to 21"	20"
Greater than 21" up to 23"	22"
Greater than 23" up to 25"	24"
Greater than 25" up to 27"	26"
Greater than 27" up to 29"	28"
Greater than 29" up to 31"	30"
Greater than 31" up to 33"	32"
Greater than 33" up to 35"	34"
Greater than 35" up to 37"	36"
Greater than 37"	36"

Three-Quarter Jump Height Table	
Measured height of dog at Withers	Min. height to be jumped
Less than 10"	4"
10" to less than 12 1/2"	8"
12 1/2" to less than 15"	10"
15" to less than 17 1/2"	12"
17 1/2" to less than 20"	14"
20" to less than 23"	16"
23" to less than 25 1/2"	18"
25 1/2" to less than 28"	20"
28" to less than 31"	22"
31" to less than 33 1/2"	24"
33 1/2" to less than 36"	26"
36" to less than 39"	28"

## APPENDIX A

Revised February 13, 2023

List of breeds approved for the three-quarter jump height

- Akita
- Alaskan Malamute
- Basset Hound
- Bergamasco
- Bernese Mountain Dog
- Black Russian Terrier
- Bloodhound
- Bolognese
- Borzoi
- Bulldog
- Bullmastiff
- Cane Corso
- Cardigan Welsh Corgi
- Caucasian Shepherd Dog
- Chinese Shar-Pei
- Chow Chow
- Clumber Spaniel
- Dachshund
- Dandi Dinmont Terrier
- Dogo Argentino
- Dogue De Bordeaux
- Estrela Mountain Dog
- Field Spaniel
- French Bulldog
- Glen of Imaal Terrier
- Grand Basset Griffon Vendeen
- Great Dane
- Great Pyrenees
- Greater Swiss Mountain Dog
- Irish Wolfhound
- Kishu Ken
- Kooikerhondje
- Kusvasz
- Lagotto Romagnoli
- Leonberger
- Mastiff
- Neapolitan Mastiff
- Newfoundland
- Norwich Terrier
- Otterhound
- Pekingese
- Pembroke Welsh Corgi
- Petit Basset Griffon Vendeen
- Portuguese Podengo
- Pug
- Sant Bernard
- Scottish Terrier
- Sealyham Terrier
- Shih Tzu
- Skye Terrier
- Sussex Spaniel
- Swedish Vallhund
- Teddy Roosevelt Terrier
- Thia Ridgeback
- West Highland White Terrier

# PHOTOGRAPHY

---

**\*IMPORTANT NOTE:** This is not a qualifying event for the State 4-H Photography Contest\* Contestants DO NOT have to own a dog to participate in the Photography Contest

1. Objectives for the Texas 4-H Dog Show Photography Contest and Exhibit:
  - a. To provide photography project showcase opportunity for 4-H members within the dog project. To share the message of the 4-H companion animal and dog project.
  - b. To develop visual life skills in composition, light, story line, posing and awareness.
  - c. To encourage 4-H members to use photography as a meaningful communications tool in their lives.
  - d. To utilize photographs that can promote and strengthen the 4-H companion animal program.
2. Rules:
  - a. Participation Age: This contest is open to all Texas 4-H members 8 years old and enrolled in the third grade through 18 years of age.
  - b. Eligibility of Photos: All photographs must have been taken by 4-H members between the 2023 State 4-H Dog Show and the time of 2024 entry. Photos may be submitted only one time and in one category of the Texas 4-H Dog Show Photography Contest. A single photo cannot be entered in multiple categories (i.e. the same original cannot be duplicated in multiple categories). It is highly recommended that siblings use their individual creativity to compose photos so they are not too similar.
  - c. Number of Entries: Each contestant (**NOT dog**) may have one (1) entry per category. Contest registration and fees must be submitted via 4-H ONLINE.
  - d. Entry Fee: A fee of \$5 per photograph must be paid for each entry.
  - e. Entry Deadline: Online entries through 4-H ONLINE Auxiliary Texas 4-H Dog Show Entries are available prior to the deadline. Late registration with a \$50 or \$250 late fee. Photographs must be uploaded into Submittable. Instructions available at entry time.
  - f. Contestants participating in the Texas 4-H Dog Show Photography contest need not attend the Texas 4-H Dog Show; however 4-H members with entries and their family are encouraged to view the display.
  - g. Photos that are deemed inappropriate or otherwise violate any laws are strictly prohibited. The Texas 4-H and Youth Development Program respects the rights related to copyright laws and intellectual property. All photos should be based on a 4-H member's original photograph taken by the 4-H member. Use of a photo from other sources/people without permission is not allowed and will lead to disqualification of the photo and possibility all entries by the 4-H member. The Texas 4-H Youth Development Program reserves the right to refuse inappropriate or unsuitable entries.
  - h. Any 4-H member submitting a photograph acknowledges that they have sufficient written permission of any recognizable locations or people appearing in their photograph(s). This permission is hereby granted to both the photographer and the Texas 4-H Youth Development Program to publish and use as needed. Written documentation should be retained by the 4-H member and will be requested by the Texas 4-H Youth Development Program if needed.
  - i. Disqualification of an Entry: An entry that does not follow the rules or category guidelines will automatically be disqualified. Disqualifications forfeit all entry fees. A general form letter specifying reason(s) for disqualification will be returned together with photo to the county after the Texas 4-H Dog Show.

- j. Reasons for disqualification:
  - i. Incorrect size.
  - ii. Photo does not meet category criteria or entered in correct category.
  - iii. Contest registration and photo not received by the deadline.
  - iv. Photograph file not labeled correctly to ensure identification.
  - v. Entered into incorrect category.
  - vi. Same photo entered into multiple categories.
  - vii. Inappropriate or unsuitable photograph.
  - viii. Entry fee not paid or only partial fee paid.
  - ix. Photo was NOT entered into 4-H ONLINE system. More than one entry per category from a participant.
- k. The Texas 4-H Youth Development Program, Texas A&M AgriLife Extension, the Texas 4-H Youth Development Foundation and/or its employees/agents involved in the contest will not be held liable for missing, mislabeled, damaged, or non-displayed photographs. By entry the 4-H member accepts this release.
- l. Retention of Photos: All photographs will be retained by the Texas 4-H and Youth Development program for which they may be used in marketing and program promotion.
- m. By submitting an entry to the contest, the 4-H member grants permission to the Texas 4-H and Youth Development Program, the Texas A&M AgriLife Extension Service, the Texas 4-H Youth Development Foundation, and any other public or private agency authorized by the Texas 4-H and Youth Development Program, the use and rights associated to the use of the photographic likeness, in promotional publications and other media, without compensation. Certain photos may be used for 4-H program and marketing uses. By entry the 4-H member accepts these conditions of display and future use.

### 3. Judging Process

- a. Judges: Judges will determine the placing. Their decision on all entries is final.
- b. Each photo will be judged by three (3) independent judges.
- c. Scores will be tabulated to determine the placement of the photos.
- d. 1st place winners from each age division will be judged a 2<sup>nd</sup> time to determine overall age winner of that category.

### 4. Awards

- a. **Quality Awards:** Blue, Red, and White quality awards will be given to entries based on the scoring criteria.
- b. **Overall Award:** 1<sup>st</sup> place in each age division will be judged to choose the overall of that category.
- c. **People's Choice Award:** One (1) People's Choice Award will be presented. Overall Awards winners of each category will compete for People Choice Award. Attendees at the Texas 4-H Dog Show will have the opportunity to vote for People's Choice.

### 5. Process for Submitting Entries

- a. All entries for the Texas 4-H Dog Show Photography Contest will be completed using the Submittable system. Please read these submission rules carefully to prevent disqualification of entries.

### 6. Entry Steps

- a. Photos are uploaded at the time of entry. Be sure to have photos prepared and accessible.
- b. Formatting your Photograph: Each photograph must be formatted in a .jpg file to be printed out.
- c. Photo must be a minimum of 300 dpi (dots per inch) quality resolution.

- d. Size: Must be 3:2 (4"X6") or 5:4 (8"X10") ratio (either landscape or portrait).
- e. Size: Photo may not be larger than 5120KB (5MB).
- f. If you need assistance in resizing photos, you can use: <http://webresizer.com/>, or a program of your choice.
- g. Labeling/Naming your Photograph: Each photograph will need to be clearly labeled with the 4-H member's last name, first initial, and name of the category (see below for label name). For example: A 4-H member entering the Dog – Still Life category would label their photography as: Dog.Still Life\_qtee.s (Dog.Still Life is the category file label name and qtee.s is the 4-H member's last name and first initial).
- h. Submitting your Entry: Entries must be submitted on Submittable by the set deadline. Late registration is also available for a \$50 or \$250 late fee. See posted dates. Photos will be uploaded to Submittable with detailed instructions at the time of entry.

CATEGORY	DESCRIPTION
<b>Dog - Still Life</b>	Dogs alone or in a group which are posed or not moving. Such photos should focus on participation in the companion animal project.
<b>Dog - Active</b>	Dogs alone or in a group which are active. Such photos should focus on participation in the companion animal project.
<b>Theme</b>	Black and White
<b>Funny Dog</b>	Capture your dog doing silly things, dressed up or any other dog photo that would bring a smile or laugh to the viewer.



# RALLY

---

1. LIMIT THREE (3) DOGS PER EXHIBITOR
2. A dog that has an RN title (or equivalent) cannot show in a Rally Novice class. Dogs must compete at classes higher than their titles. Reviewed prior to entry.
3. Revised Rally Signs adopted by AKC November 2017 will be used.  
(4-H used the Rally Intermediate terminology one year and caused a great deal of confusion because of the 4-H Intermediate age division. Since then, we refer to it as Rally I. Rally Transition was created for our 4-H members to mirror Obedience progression where they go into the ring on leash get settled and then remove the leash.) Refer to page 32 for detailed descriptions of the classes.
  - a. Rally Novice A
    - i. A maximum of one (1) year (with or without a qualifying score). A handler may show in Rally Novice A if the handler and dog are inexperienced and have never shown at a state 4-H Dog Show (in Rally Novice) or at an AKC or other recognized show.
  - b. Rally Novice B
    - i. Exhibitor/dog team has never received a score of 70 out of 100 points in Rally Novice B. Exhibitor may choose to move to Rally I at any point prior to entry.
  - c. Rally I (AKC Rally Intermediate)
    - i. Exhibitor/dog team has never received a score of 70 out of 100 points in Rally I. Exhibitor may choose to move to Rally Transition at any point prior to entry.
  - d. Rally Transition
    - i. Exhibitor/dog team has never received a score of 70 out of 100 points in Transition. Exhibitor may choose to move to Rally Advanced at any point prior to entry.
  - e. Rally Advanced
    - i. Exhibitor/dog team has never placed 1<sup>st</sup> with three (3) or more competitors in Rally Advanced. Exhibitor may choose to move to Excellent at any point prior to entry.
  - f. Rally Excellent A
    - i. If handler and dog win 1<sup>st</sup> place in Rally Advanced with three (3) or more competitors or have earned the RA titles in AKC or equivalent, they must move up to Rally Excellent A the following year.
  - g. Rally Excellent B
    - i. If handler and dog have competed in Rally Excellent A, they must move up to Excellent B. Dog and exhibitor may continue to compete in this class indefinitely.
  - h. Rally Veterans
    - i. For dogs who have completed Rally Transition and are at least 7 years old on the date of the show.
4. All Rally Classes will be timed ONLY for tie-breaker.
5. Collar: A sliding chain with two (2)- three (3) inches of excess when around the neck, or a snug flat buckle collar, neither with anything hanging from them.
6. Verbal encouragement, multiple commands, and/or inaudible signals using one or both arms and hands are allowed; the handler's arms need not be maintained in any particular position at any time.
7. Handlers may not touch their dog or make any physical corrections.
8. A person may enter more than one (1) dog in this class.
9. Qualifying Scores (Using AKC Scoring) Rally 70 out of 100 points Rally Progression Rules. A 4-H member may start the progression at any point. However, once a dog starts, it can never go backward on the chart nor can skipped classes be picked up in later years.

NEW



## CLASS DESCRIPTIONS

The following are basic descriptions of the Rally Classes. More detailed descriptions and additional information can be found in the AKC guidelines at [AKC.org](http://AKC.org).

1. Rally Novice A and B Classes
  - a. All exercises are judged on leash, and all dogs must enter and leave the ring on leash. The leash must be made of fabric or leather and needs to be long enough to provide adequate slack.
  - b. Must have between 10 – 15 stations (Start and Finish not included) with no more than five (5) stationary exercises per class.
2. Rally I (AKC Rally Intermediate)
  - a. All exercises are judged on leash.
  - b. Must have 12-17 signs with no more than seven (7) stationary exercises per class.
  - c. Rally I courses will have a minimum of three (3) Advanced level signs.
  - d. There are no jumps in this class.
3. Rally Transition
  - a. Similar to Rally I except the middle station will be “Down your dog and remove leash” so that the first half of the course will be on leash and the second half of the course will be offleash.
  - b. Rally Transition courses will have a minimum of five (5) Advanced level signs, two (2) of which will be before the middle station.
4. Rally Advanced Class
  - a. All exercises are judged off leash. All dogs must enter and leave the ring on leash.
  - b. Must have between 12 – 17 stations (Start and Finish not included) with no more than seven (7) stationary exercises per class.
  - c. One jump must be used for this class. Jumps may be any jump that may be used as standard equipment in the 4-H Obedience classes (broad jump, high jump, or bar jump), except that 4-foot jumps may be used in place of 5-foot jumps. Various colors and decorations are allowed; however, there must be nothing hanging from the jump.
5. Rally Excellent Class
  - a. All exercises are judged off leash. All dogs must enter and leave the ring on leash.
  - b. Must have between 15 – 20 stations (Start and Finish not included) with no more than seven stationary exercises per class.
  - c. There will be a minimum of two (2) Advanced, three (3) Excellent, and the Sit/Stay sign.
  - d. Unlike in the Rally Novice and Advanced Classes, in Rally Excellent handlers are not allowed to pat their legs or clap their hands to encourage
  - e. Two (2) jumps must be used for this class. Jumps may be any jump or any combination of jumps that may be used as standard equipment in the 4-H obedience classes (broad jump, high jump, or bar jump), except that 4-foot jumps may be used in place of 5-foot jumps. Various colors and decorations are allowed; however, there must be nothing hanging from the jump.
  - f. Jumps may not be used consecutively on the course.
6. Jumps
  - a. It is the judge’s responsibility to see that the jumps are set for each dog in accordance with these regulations.
  - b. The Broad Jump will consist of three (3) telescoping hurdles, each approximately 8 inches wide. The largest hurdle will measure about 4 feet 10 inches long (if from a 5-foot set) and about 5 inches at the highest point.
  - c. In the ring, broad jump hurdles will be arranged in order of size from smallest to largest. They will be evenly spaced, covering a distance equal to twice the height of the high jump set for

each dog. Three (3) hurdles will be used for a jump of 32 inches and two (2) hurdles for a jump of 16 or 24 inches. When decreasing the number of hurdles in the jump, the highest hurdle will be removed first.

- d. The High Jump consists of two (2) uprights and solid boards of varying widths that combine to make each dogs required jump height.
- e. The Bar Jump also has two (2) uprights. These are constructed to support only a striped bar which is set at the dog's required jump height.

#### 7. Jump Heights

- a. The dog's jump height shall be given on the entry form. Entries may be arranged according to the jump height of the dogs, from either high to low or low to high.
- b. Heights are determined as follows:

<b>Height of dog at withers</b>	<b>Height to be jumped</b>
Less than 10 inches	4 inches
10 inches to less than 15 inches	8 inches
15 inches to less than 20 inches	12 inches
20 inches and over	16 inches

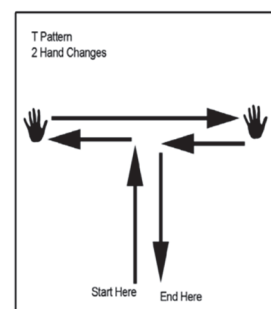
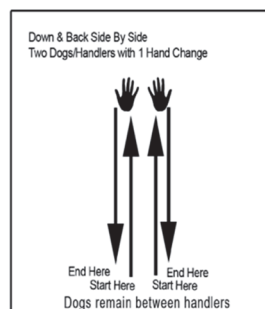
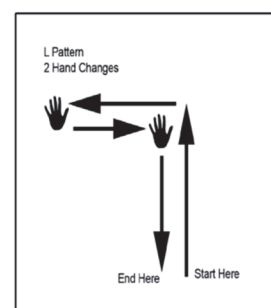
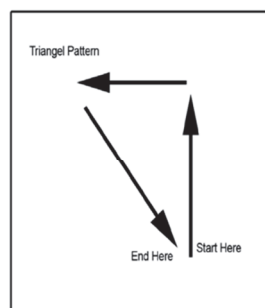
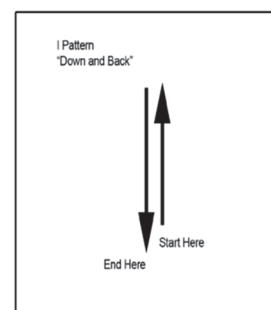
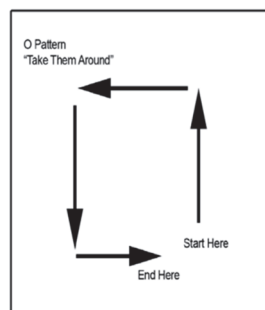
#### 8. Rally Veterans

- a. All exercises are judged off leash. All dogs must enter and leave the ring on leash.
- b. Must have between 12 – 17 stations (Start and Finish not included) with no more than seven (7) stationary exercises per class.
- c. Will have a minimum of five (5) Advanced level signs

NEW

# SHOWMANSHIP

1. Showmanship Classes - LIMIT ONE (1) DOG PER EXHIBITOR
2. Showmanship is a competition in which young people are judged on their ability to handle a dog.
3. The three (3) basic handling skills that will be judged in Showmanship are:
  - a. Gait their dogs together around the ring.
  - b. Stand their dog for examination (or stack).
  - c. Gait their dogs individually.
4. Members may be tested on other handling skills such as gaiting in pattern (see Figure 1), posing the dog in a line parallel to other dogs, or gaiting their dog with another 4-H member and their dog. How skills will be exhibited will depend upon the judge and his or her preference.
5. Members will also be asked questions. The judge will ask two (2) questions from the following four (4) categories. The questions will be asked during the individual examinations. Questions should be challenging and age appropriate. Answers WILL be taken into consideration when placements are made, however showmanship ability will take priority. The four (4) categories are:
  - a. Anatomy – Questions will be limited to the diagram posted on the State 4-H Dog Show website. This diagram will be updated annually. Once posted, no additions will be made until the conclusion of the current year show.
  - b. Breed Specific – It is not necessary to study the breed being shown. The 4-H member may choose any breed, but must let the judge know which breed they studied. The judge will ask the questions based on the breed studied. Breed specific questions will be limited to the following:
    - i. What was the breed bred to do?
    - ii. What is the breed's origin?
    - iii. What disqualifications are there for the breed? (Parent Breed Club would be the decider not AKC since 4-H allows non AKC breeds)
    - iv. What are the acceptable colors?
  - c. Health and Nutrition - Study guide will be the "Dog Resource Handbook" pg. 139-165 available to order from <http://estore.osu-extension.org/Dog-Resource-Handbook-P249.aspx>
  - d. 4-H Trivia – Questions will be limited to the list of questions posted on the State 4-H Dog Show website. This list will be updated annually. Once posted, no additions will be made until the conclusion of the current year show.
6. Classes are open to purebred and non-purebred dogs. Classes will be divided to limit the number of dogs in the ring. Exhibitors will gait and stack (stand for examination) dogs according to the judge's instructions. The first-place exhibitor in each of these classes will compete for Best Junior Handler Award.
7. Each skill level will be divided into three (3) age divisions in accordance with the State 4-H Guidelines.



<b>Pre – Novice:</b>	The exhibitor's first year at the State 4-H Dog show in Showmanship and has never shown at AKC Conformation or Showmanship event.
<b>Novice:</b>	Shown at State 4-H Dog Show, but never placed in top three (3) with at least 5 (five) competitors. Shown at AKC, but not placed 1 <sup>st</sup> with at least three (3) competitors.
<b>Open:</b>	Placed in top three (3) in Novice at State 4-H Dog Show with at least 5 competitors. Placed in top two (2) in AKC with at least three (3) competitors. Never won Best Junior Handler at State 4-H Dog Show or AKC event.
<b>Advanced:</b>	Placed in the top two (2) in Open at State with at least five (5) competitors. Placed in top two (2) with at least three (3) competitors in an AKC Open Class. Have won Best Junior Handler at State 4-H Dog Show or AKC event.
<b>Masters:</b>	Placed 1 <sup>st</sup> in five (5) AKC Advanced Classes with at least three (3) competitors or won Best Junior Handler as an Advanced exhibitor at the Texas 4-H Dog Show.

# Dog Skill-a-thon

---

The contest will consist of a series of stations that are designed to test the exhibitors dog science knowledge and skills and gain experience in decision making to further 4-H member's success with canines.

1. This is an individual contest. No teams.
2. Contestants will compete per 4-H age divisions (General Rule #3).
3. Dog ownership is not required for participation.
4. Contest stations may be formatted as matching, multiple choice, short answer, etc.
5. Questions may be asked with the use of visual aids (models, diagrams, illustrations, microscopic slides, pictures, etc.) or hands-on activities that require the exhibitor to demonstrate a dog related technique.
6. Below are potential topics that could be used for skill-a-thon stations:
  - a. Animal Behavior, Care, Safety, and Restraint
  - b. Health and Disease
  - c. Anatomy, Physiology, & Conformation
  - d. Breed Identification
  - e. Famous Dogs/Working Dogs/Dog Sports
  - f. Other Advanced Topic Categories may include:
    - i. Nutrition & feeding
    - ii. Housing, facilities, & training
    - iii. Genetics, reproduction, & management of breeding animals
    - iv. Records management
7. Scores will be tabulated based on the number of correct answers.
  - a. Each question/station will be awarded a certain number of points by an official judging panel.
  - b. To receive the points for each question, youth must answer the question correctly.
8. Awards will be given for 1<sup>st</sup>, 2<sup>nd</sup>, and 3<sup>rd</sup> place in each age division.
9. Questions/stations will be created using the following resources. Exhibitors should use these as study materials.
  - a. *Dog Resource Handbook* (Ohio State University), **2018 edition** – available to order from <http://estore.osu-extension.org/Dog-Resource-Handbook-P249.aspx>
    - i. **If you have the 2012 or 2016 Editions you may download the following updates for free from the Ohio 4-H Website at <https://ohio4h.org/statewide-programs/animal-sciences/dog/dog-resources>:**
      1. Changes in 2016 Edition: If you currently are using the (c)2012 edition, downloading this file will bring you up to date. It has all the changes for the (c)2016 and (c)2018 versions.
      2. Changes in 2018 Edition: (f you currently are using the (c)2016 edition, downloading this file will bring you up to date. It has all the changes for (c)2018 version.
  - b. AKC Dog Breeds List - <https://www.akc.org/dog-breeds/>
  - c. Reproductive Tract Information - <https://www.merckvetmanual.com/dog-owners/reproductive-disorders-of-dogs/the-gonads-and-genital-tract-of-dogs>
  - d. Merck Veterinary Manual - <https://www.merckvetmanual.com/dog-owners/>

# TRICKS

---

(Up to 3 dogs)

1. Trick class will be judged on the performance of the dog, the training ability of the youth handler, and the unique and creative nature of the trick.
2. One handler and one dog are allowed per entry.
3. All ages compete together unless the number of entries warrants splitting age divisions.
4. Dogs may perform up to five (5) tricks within three (3) minutes which must be on the approved 4-H tricks list (page 41-43).
5. Points are awarded based on the successful completion of the trick.
  - a. Tricks will be weighted by a multiplier based on degree of difficulty.
  - b. Successful completion of trick entered will earn maximum points.
  - c. Attempts to perform a trick may be awarded partial points.
6. Handlers may use props and outside youth helpers; but helpers may not touch or handle dog
7. Ties will be broken by difficulty of tricks attempted.
8. Treats may be used; however, the judge may discount the performance for the use of treats.
9. Judge's decision is final.

## Section 1

Max Pts	Trick	Description
3	High Five	In the high five trick, when cued by the handler, the dog raises one arm into the "high five" (chest height) position. This trick can also be called "wave hello," or "wave goodbye." (2 times)
3	Kennel up (go in crate, stay in until released)	When told to "Kennel up," "Crate," or "Get in your crate," etc., from 3-5 ft. away, the dog will go into the crate and will stay there (quietly and with no resistance) with the door closed for at least 10 seconds. (2 times) The handler will open the door after 10 seconds and will release the dog.
3	Kiss (point to cheek)	The handler will turn his/her cheek (or offer hand) to the dog, say "Kiss," or "Give kisses," etc. The dog will kiss the handler's cheek or back of hand. (2 times)
3	Shake Hands	When the handler says, "Shake," "Paw," or "Shake hands," the dog will raise her/his paw chest high so the handler can 'shake hands.' (2 times)
3	Spin in circle	When told, "Spin" or "Circle" the dog will spin in a full circle. The dog may circle to the left or right. (2 Times)
3	Touch it (hand or target stick)	When told, "Touch," the dog will touch the handler's hand or target stick (2 times) Say, "touch" and present the object to be touched to 1) the right of the dog's head, 2) then to the left, then 3) in front of the dog (so the dog will demonstrate it can do this in 3 positions).
3	Hold (3 seconds)	The dog will hold an object given to it by the handler for at least 3 seconds (object will be given to dog to hold 2 times) The object may be a favorite toy, ball, dumbbell etc.
6	Jump (through a low hoop or over a low bar)	When instructed to, "Jump!" by the handler, the dog will jump over a low bar (a few inches from the floor) or the dog will jump through a low hula hoop. (2 times)
10	Bark on cue (Speak)	When the handler says, "Bark!" or "Speak!" (Or another chosen verbal cue), the dog will bark. The dog will perform this trick at least 2 times in a row. The handler may also choose to use a hand signal for "speak." The hand signal may be given alone or along with a verbal cue.
10	Get your _____ (leash, brush, name of toy)	When told by the handler, "Get your_" (may be a brush, toy, name of specific toy, tec.), the dog will get the object from at least 5 ft. away and will bring it to the handler. Different from Fetch where the item is thrown rather than placed 5 ft away.
<b>X 2</b>	<b>Total points from Section 1</b>	

## Section 2

3	Catch (soft toy, soft ball)	The handler will toss an object such as a soft toy, soft ball) to the dog and the dog will catch it. Dog will catch the object 2 times.
6	Balance treat on nose or head (e.g., dog biscuit)	The dog will balance a treat (such as a dog biscuit) on his/her nose or head for at least 5 seconds. Dog will do this trick 2 times.
6	Fetch it (20 ft)	The handler will throw and object (such as a ball, dumbbell, toy) and the dog will fetch id from 20 ft (2 times) The dog will return it to the handler so the handler can take the object.
6	Paws up (on handler's arm)	In this trick, the dog will jump up and place the front paws/arms on the handler's arm (2 times) With larger dogs, handlers will stand the dog will stand on its hind legs. For smaller dogs, the handler can bend over or kneel.
6	Rollover	The dog will respond to the handler's cue, "Rollover." (2 times)
6	Sit pretty (sit up or sit w/ head tilted)	There are two ways to do the sit pretty: 1) the dog will sit up with its taws off the floor or 2) the dog will sit and simply tilt its head to the side. (2 times) Large dogs may have a difficult time sitting up and balancing so they can "sit pretty" by tilting their heads and holding the head tilt for at least 3 seconds. Small and medium--size dogs can sit up with their paws off the floor for "sit pretty."
8	Leg Weave (weave around handler's legs)	The Dog will weave around the handler's legs. The dog will go around each leg at least 2 times.
10	Carry (such as a basket or other object)	The dog will hold and carry an object (such as a basket) (2 times) The dog should walk at least 15 ft carrying the object. The handler may walk beside or ahead of the dog.
10	Wave good-bye/hello	The dog will raise his/her paw at least chest high and paw at the air, as in waving goodbye/hello. The dog should "wave" at least 2 waves.
<b>X 3</b>	<b>Total Points from Section 2</b>	



Section 3		
6	Back up (walk backwards)	When given the cue (verbal, hand signal, or both) to "back up" the dog will walk backwards at least 5 body lengths. The handler may give multiple cues (e.g., tell the dog more than once.) The handler should not be walking into the dog to get it to back up.
6	Barrel (roll with 2 paws)	The dog will roll a barrel with 2 front paws and will roll it at least 5 ft. (1 time). Can also use exercise peanut.
6	Circle right, Circle left	The dog responds to verbal cues or hand signals for "circle right" or "circle left." (1 time in each direction).
10	Balance Treat on nose, flip to eat when told "OK"	The handler will place a treat on the dog's nose (muzzle). A cue may be given such as "stay" or "hold it." (1 time) The dog will held the treat for at least 5 seconds, then the handler will say something to indicate the dog ca flip and eat the treat (e.g., "Get it!")
10	Barrel (stand with 4)	The dog will stand with all 4 paws on the barrel and will roll it at least 5 ft. (1 time). Can also use exercise peanut.
10	Bow (as in "Take a bow")	The dog will bow as in "take a bow." This looks like a blay bow, with rear end up, front paws out, and head down (1 time)
10	Cover your eyes	The dog will begin in the down position and will respond correctly to a cue such as "Cover your eyes," "Hide your eyes," or "Don't look." (1 time)
10	Hide your head (under blanket, front arm overhead)	The dog will hide her/his head by putting the head only under a blanket, pillow, etc. (1 time)
10	Jump over handler's back	With the handler kneeling on all fours or on one knee with upper body bent forward (crouching down), the dog will jump over the handler's back (1 time)
10	Play dead (faint, go-to-sleep)	In response to the handler's cue, the dog will fall to the floor and play dead. (1 time) Other options are "He fainted!" or "Good Night!"
10	Toys (take and drop in box)	The dog will pick up a toy, take it to a toy box and will drop it in the box. (1 time)
<b>X 4</b>	<b>Total Points from Section 3</b>	

# Dog Olympics

---

## *EXHIBITION CLASS*

The Dog Olympics is a new event meant to encourage all 4-H members participating in the 4-H Dog Project to attend the State 4-H Dog Show, even if they feel they are not yet ready to participate in other higher-level events. These events encourage the exhibitor to begin training with their dogs, however, the events do not require extensive training. While the Dog Olympics should be an excellent starting point for beginner members, it should also be a fun experience for more advanced members as well, therefore, all members are welcome and encouraged to participate!

## *GENERAL RULES*

1. Limited to 3 dog per exhibitor
2. All events but the dash will be on-leash with a 6-foot leash and a sliding chain collar with two-three inches of excess when around the neck, or a snug flat buckle collar, neither with anything hanging from them.
3. Treats will be allowed.
4. All age divisions will compete together unless number of entries warrants dividing.
5. Awards will be given in each event and an Overall award.
  - a. There will be separate awards for validated dogs and for Foster/Family dogs.
6. Judge's decisions are final.

## *EVENT DESCRIPTIONS*

### **1. Push Ups**

- a. The goal is for the dog to perform as many "pushups" as possible in 1 minute.
- b. A pushup begins with the dog sitting, then lying down, and coming back up to a sit.
- c. Each sit-down-sit combination counts as one push up. Number of pushups per dog will be recorded by the judge.
- d. The exhibitor may use verbal commands, hand signals or a combination of both to ask the dog to sit, lie down, and sit again. Praising the dog is allowed and encouraged.
  - i. The exhibitors cannot drag the dog into position but may use treats to encourage the dog into each position.

### **2. Marathon Sit**

- a. The goal for this event is for the dog to sit and stay for as long as possible.
- b. The exhibitor will have their dog sit and stay then move to the chair directly in front of their dog.
- c. Time will start once the exhibitor is seated.
- d. If a dog moves from the sit position, the exhibitor needs to pull their dog to them without disturbing the other dogs.
- e. NEW: There will be a maximum of 5 minutes. If more than 1 dog reaches 5 minutes a runoff will be held at a separate time.
- f. This event will be done in groups of no more than 6 dogs in the ring at once.
  - i. Depending on the number of entries, multiple rings will run this event at once.
  - ii. Times on the last three dogs sitting will be recorded to combine with other heats.

### 3. Treat Toss

- a. The goal of the Treat Toss is for the dog to catch as many treats as possible in 1 minute.
- b. The exhibitor will have the dog stay, leave the dog, and walk to the end of the 6-foot leash. The dog and exhibitor must stay 6 feet apart.
- c. When the timer says start, the exhibitor will toss treats to their dog and the judge will count the number of treats the dog catches in 1 minute.
- d. Exhibitor will bring their own treats for this event.

### 4. Tail Wagging

- a. The goal of this event is for the dog to wag their tail as many times as possible in 30 seconds.
- b. Exhibitor will stand facing their dog and through only talking to the dog, attempt to get the dog to wag their tail.
- c. The judge will count the number of wags in 30 seconds.
- d. No tail? No problem! Butt wags and tail nubs still count!

### 5. 20-yard Dash

- a. The goal of this event is for the dog to run as fast as possible to their owner. This is a timed event.
- b. The exhibitor will “stay” the dog or have someone hold the dog at the start line and then go to the finish line, 20-yards away (roughly 60 feet). When the exhibitor is ready, they will call their dog to them.
- c. Time will begin when the dog passes the starting line and end when a flagger, standing at the finish line, drops the flag signaling the dog has reached the exhibitor.
- d. A 20-yard alley will be constructed from orange fencing.
  - i. Orange safety net fencing is NOT 100% escape proof.
- e. If the dog exits the alley the run will be disqualified.



Texas 4-H Dog Show  
Certificate of Veterinary Inspection

DATE: \_\_\_\_\_ Dog Name: \_\_\_\_\_

Owner: \_\_\_\_\_

Address: \_\_\_\_\_

\_\_\_\_\_

Shipped To: Texas 4-H Dog Show

Address: \_\_\_\_\_

Species: Canine Breed: \_\_\_\_\_ Sex: \_\_\_\_\_

Age: \_\_\_\_\_ Weight: \_\_\_\_\_ Color: \_\_\_\_\_

Rabies Vaccination Date: \_\_\_\_\_

Vaccine Type: \_\_\_\_\_ Lot No. \_\_\_\_\_

Manufacturer: \_\_\_\_\_ Expiration Date: \_\_\_\_\_

Next Rabies Vaccination is due: \_\_\_\_\_

**I certify that I have examined the animal described and to the best of my knowledge and belief attest to the statements indicates: (Check applicable statements)**

- ☐ 1. Free from infectious, contagious, and/or communicable disease and up to date on vaccinations.
- ☐ 2. In good physical condition
- ☐ 3. Owner states no known exposure to rabies or other communicable disease within \_\_\_\_\_  
(Days/months).
- ☐ 4. The county of residence is not under a rabies quarantine for dogs and cats.
- ☐ 5. Animal has not bitten anyone within the last 10 days.

This certificate is not a guarantee of the future health of this animal.

Signature of Veterinarian: \_\_\_\_\_ License No. \_\_\_\_\_

Address: \_\_\_\_\_

\_\_\_\_\_