



2023-2024 Texas 4-H At-Large Application

Prior to applying, please review, understand, and agree to the information provided in the following documents:

- Texas 4-H Council Standing Rules
- Candidates elected at the state level for the At-Large position **will not be eligible for any position at the district level**. Candidates not elected during the state level elections are eligible to run for a district position given they meet district eligibility requirements. At-large positions will have equal state level rights and privileges as all other positions.
- 2023-2024 Texas 4-H Council Membership Contract (signed by applicant, parent/guardian, CEA and 4-H Specialist)

Important Dates

- Application Deadline: **Thursday, March 30, 2023**
Check list for applicant
- Application/Nomination** (Leadership History form) (Download from <https://texas4-h.tamu.edu/ambassadors/> under Texas 4-H Council)
- Letter of recommendation**
A recommendation letter should be uploaded in 4HOnline by applicant. The letter should be a maximum of one page and should be addressed to Texas 4-H Council Selection Committee, Texas A&M AgriLife Extension – Texas 4-H, 2473 TAMU, College Station, TX 77843-2473. The letter should not be from a relative of the applicant.
- Video Submission** (see instructions below)
- Head Shot Photo** (see instructions below)
- **Tentatively set for the week of April 24:** Candidate interviews (via Zoom) with selection committee
- **Tentatively set for the week of May 8:** Announcement of candidates; Official candidate photos and short individual statements will be posted to Texas 4-H social media sites
- **Monday, June 5th:** Each candidate will present a speech and answer impromptu questions during the Monday, June 5th At-Large Presentation event at Texas 4-H Roundup. Voting will take place electronically during the week of Texas 4-H Roundup.
- **June 5, 2023 - June 7, 2023 at midnight:** Voting will be conducted through an online platform (to-be determined) and will open and close at specific times. Any Senior level 4-H member will be eligible to vote, even if they do not attend Texas 4-H Roundup
- **June 8, 2023:** Election results announced Announcement of the 6 At-Large Texas 4-H Council member will be made Thursday, June 8th at the conclusion of the General Assembly. Candidates do not have to be present at the Assembly.

CAMPAIGNING GUIDELINES

- An official photo and statement will be released for each candidate through the Texas 4-H social media platforms. These posts may be shared through individual or group social media platforms. Comments and shared posts made by candidates and/or candidate's followers will be about said candidate only.
- Individuals and/or county 4-H or Extension social media platforms **MAY NOT** create and/or post their own posts for any candidate. Please use the post created by Texas 4-H
- ***Negative comments targeted at others will not be tolerated.***
- Social media will not be used until after the official information has been released through Texas 4-H.
- Giveaways, flyers, handouts, posters, custom t-shirts, texting and any other form of campaigning other than the above-mentioned social media method before and/or during Texas 4-H Roundup are ***not permissible.***
- Violation of the above policies regarding positive social media use and restricted campaigning methods will result in the disqualification of the candidate from the election process. The selection committee and the Texas 4-H Program Leader will have the authority for making decisions regarding the above policies and the decision will be final.

Process for the At-Large Elections

- Late March: Complete and submit a written brief application through 4HConnect outlining leadership experience, letter of recommendation (from anyone who can attest to the applicant's leadership abilities) and a two-minute video in response to a question prompt. Video will be uploaded, and the link must be submitted through the application.
- Late April: Candidate interviews (via Zoom) with selection committee which includes current Texas 4-H Advisors and members of the current Texas 4-H Council
- Early May: Announcement of candidates before Texas 4-H Roundup registration closes; Official candidate photos and short individual statements will be posted to Texas 4-H social media sites; Candidates will be required to register for and attend Texas 4-H Roundup on Monday, June 5th
- Mid May: Social media information posted by the Texas 4-H Office which can be used for campaigning
- June: Each candidate will present a live speech and answer impromptu questions on the Monday evening of Texas 4-H Roundup before an audience which will also be live streamed.
- June: Voting will be conducted electronically through 4HOnline or another approved method of voting and will open and close at specific times.
- June: Election results announced during Texas 4-H Roundup final recognition assembly.

2023-2024 Texas 4-H Council At-Large Application/Nomination *Leadership History*



Please provide the selection committee with a history of your leadership opportunities giving emphasis to the quality of your experiences. Include volunteer, promotion, and elected/appointed leadership. Give enough information so that members will know what you have accomplished. Emphasis should be on the last four years and should be on 4-H leadership. However, non-4-H leadership experiences may be included.

DO NOT ADD ADDITIONAL PAGES OR EXCEED THE SPACE PROVIDED ON THIS PAGE.

This completed form will be uploaded into 4HOnline.

Download this form as a Word Document at
<https://texas4-h.tamu.edu/ambassadors/>

You can also find other important documents pertaining to Texas 4-H Council membership here as well.

PLEASE REVIEW

- Texas 4-H Council Standing Rules
- 2023-2024 Texas 4-H Council Membership Contract

2023-2024 Texas 4-H Council

At-Large Video Submission and Photo Instructions

Will submit through 4HOnline



You are required to submit a two-minute video answering the following question.

“How do you define 4-H to others based on your personal experience?”

You will need to upload your video to YouTube. *You may set your video as unlisted (not private) to ensure privacy of your video which will allow only those with the link to view the upload.* Please list the YouTube link to your video in the appropriate section in the 4HOnline application. Remember this should only be two-minutes maximum. The recording should ONLY be submitted via a YouTube link. You will need to check specifications for YouTube upload to reduce confusion after you film your video. This is a required component of the application. Please contact Jana Barrett if you have questions regarding this process.

This form does not need to be uploaded into 4HOnline.

1. Go to www.youtube.com. Click on “Create Account.” If you already have a Gmail account, click on “Sign In” and proceed to Step 4.

Google
Sign in
to continue to YouTube

[Forgot email?](#)

Not your computer? Use Guest mode to sign in privately.
[Learn more](#)

[Create account](#) [Next](#)

English (United States) ▾ [Help](#) [Privacy](#) [Terms](#)

2. Complete the information shown to set up your account. Then click on “I Accept.”

Google
Create your Google Account
to continue to YouTube

You'll need to confirm that this email belongs to you.
[Create a Gmail account instead](#)

Use 8 or more characters with a mix of letters, numbers & symbols

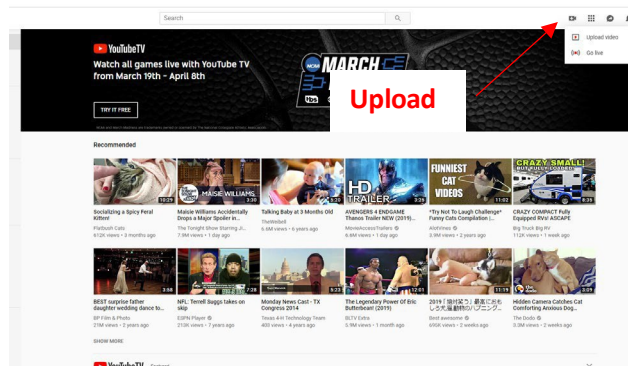
[Sign in instead](#) [Next](#)

One account. All of Google working for you.

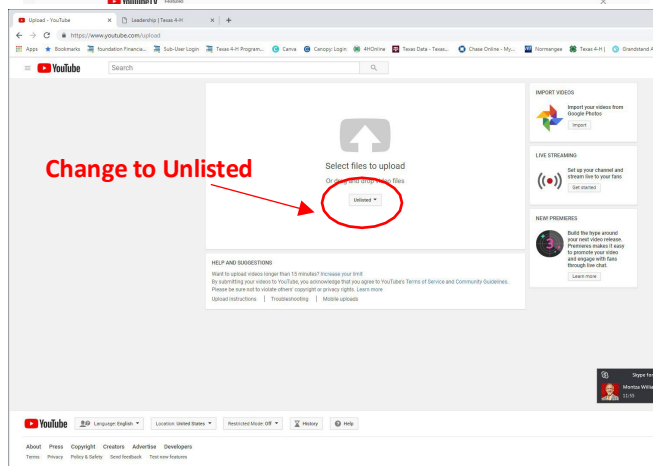
English (United States) ▾

[Help](#) [Privacy](#) [Terms](#)

3. Once you have completed the account set-up, you should be ready to upload. Click on “Upload.” in top right corner of the page. Looks like a video camera with a + sign in the middle.

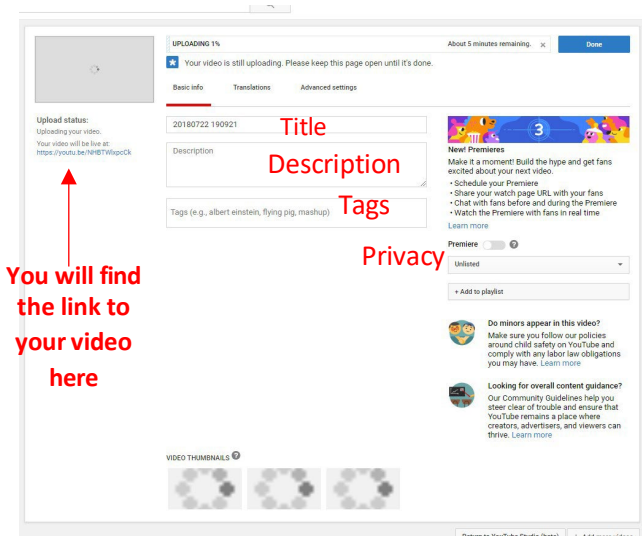


4. Click on “Upload Video.” The following page will appear. Depending upon your connection, the uploading process can take a while. Be sure to change the setting to “Unlisted” before uploading.



5. Once your video has loaded, you will get the following screen. Complete the information noted below.

- Preview : Make sure you see clips from your Video in the “preview” section.
- Title: Title for your design
- Privacy: Make sure this is set to “unlisted” or the link will not be able to be view by the Selection Committee
- Description: Type here in this box, “2023-2024 Texas 4-H Council Application – First and Last Name”
- Tags: 2024 Texas 4-H Council



6. Click “Save Changes” and include link in your online application through 4-H Connect.

Photo Submission:

Upload a nice, quality headshot photo (jpg) of yourself. No selfies! This photo will be used to introduce our top candidates on social media.

You will be asked to answer the following question on 4HOnline which will post with your photo introduction.

In 1 word, **“If you could use 1 word to define your 4-H career so far, what would it be and why? List the one word followed by a hyphen, then your “why” in 50 words or less.**