


PROJECT OVERALL TOTALS

Projects are selected during individual enrollment. Project totals also include the county office entry of group enrollment which is youth reached through local programming efforts.

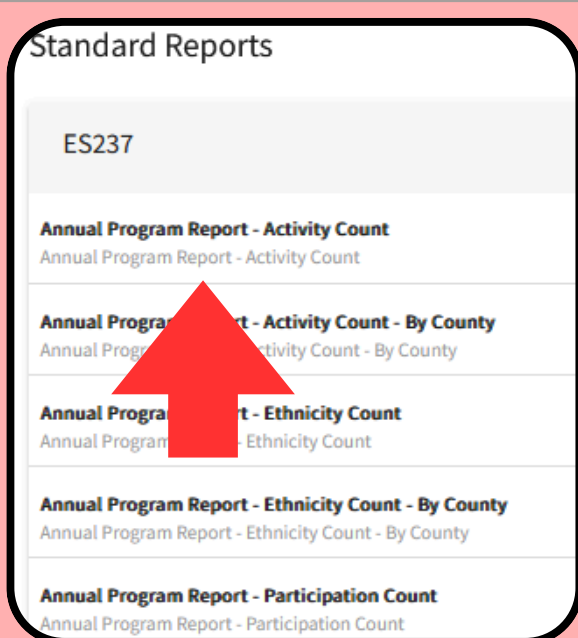
1. LOGIN TO MANAGER ACCOUNT



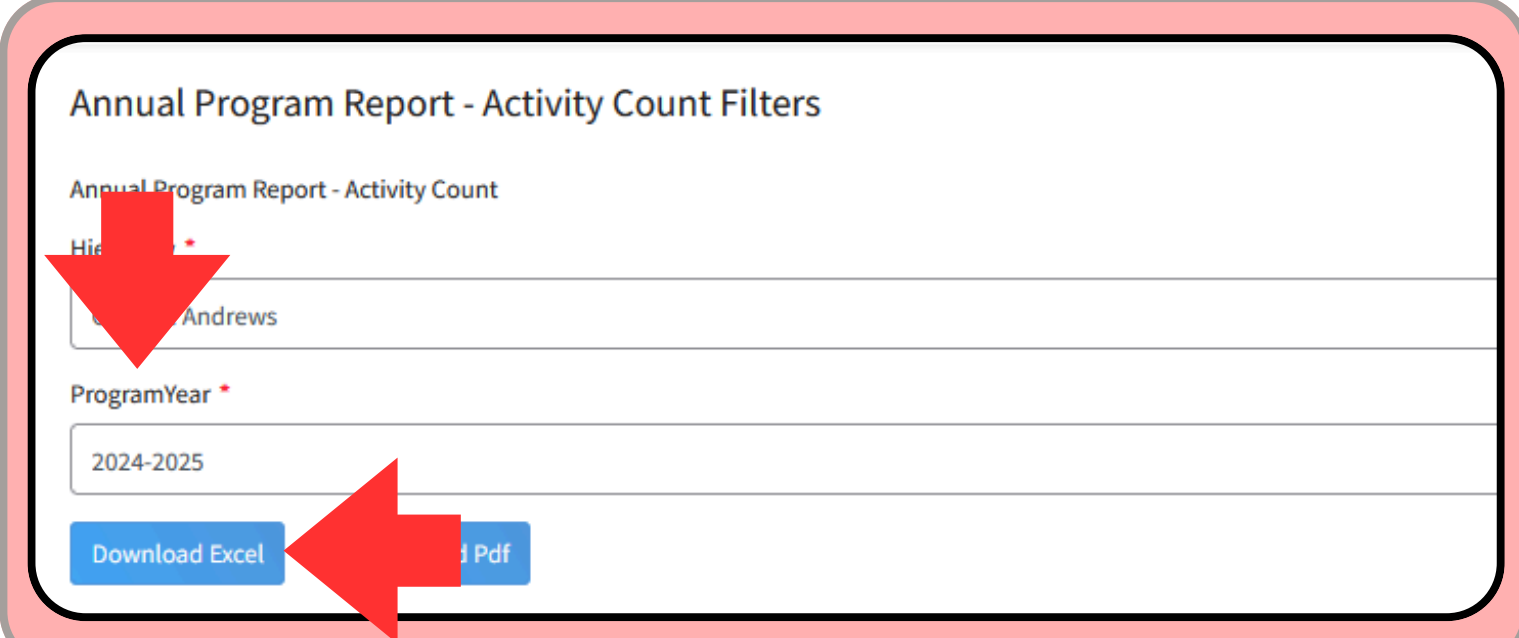
2. NAVIGATE TO STANDARD REPORTS SCREEN



3. CLICK THE ANNUAL PROGRAM REPORT ACTIVITY COUNTS



4. SELECT THE PROGRAM YEAR & DOWNLOAD TO EXCEL



5. OPEN FILE IN EXCEL TO SORT THE PROJECTS AND COUNTS AS NEEDED

	A	B	C	D	E
1	Id	National Title	Title	Number	Count
2	0006	266: Biological Sciences	Aquaculture	0	0
3	10	269: Environmental Education / Earth Sciences	Environmental Science	0	0
4	Disregard Internal #	1 271: Animal Husbandry	Raising Cattle	Disregard Internal #	0
5	10009	275: Leadership and Personal Development	Career Readiness	0	0
6	97	275: Leadership and Personal Development	Citizenship	2	2
7	84	275: Leadership and Personal Development	Clover Kids	13	13

DISCLAIMERS:

TOTALS CAN VARY THROUGHOUT THE DAY DEPENDING ON PAYMENTS RECEIVED

TOTALS CAN INCREASE AND DECREASE WHEN COUNTY TRANSFERS OCCUR

TOTALS CAN VARY UNTIL THE FINAL GROUP ENROLLMENT DEADLINE DEPENDING ON COUNTY ENTRIES, DELETIONS AND CORRECTIONS