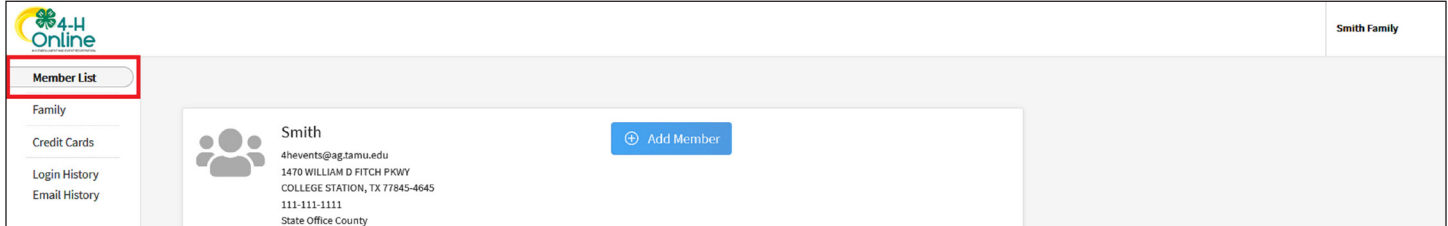
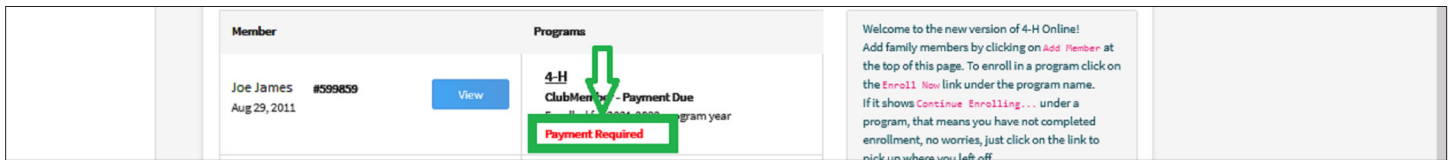


4HONLINE IS BEST USED IN CHROME, MOZILLA OR EDGE THE FAMILY MUST BE LOGGED IN WITH THE FAMILY EMAIL AND FAMILY PASSWORD

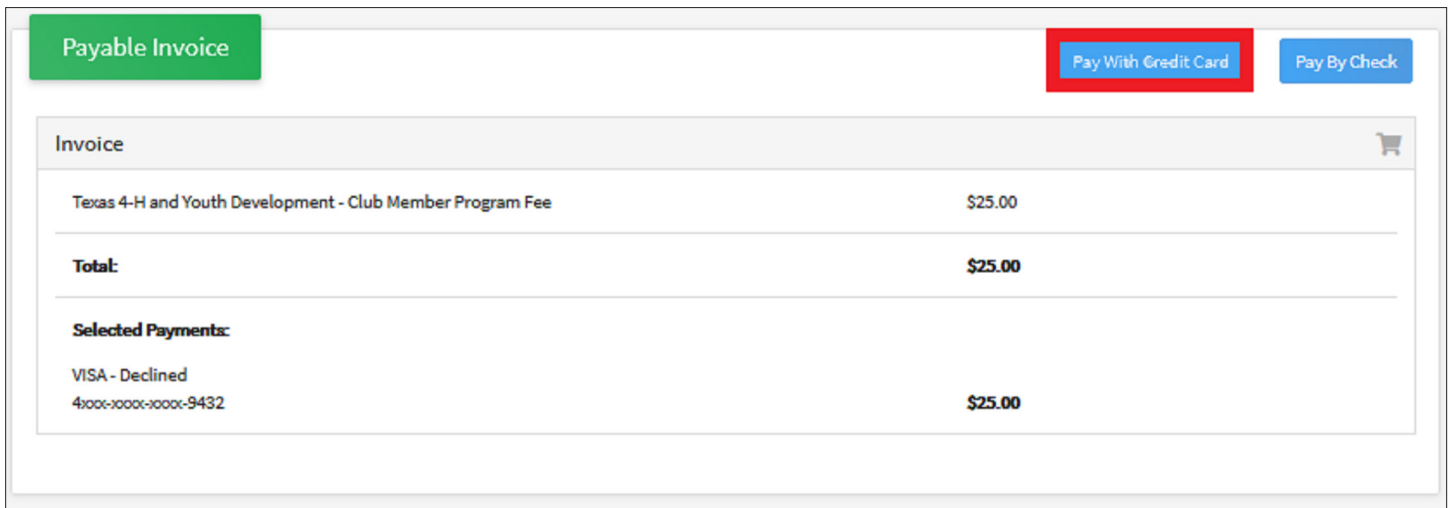
- Click the Member List link from the navigation pane on the left side of the screen.



- Click the red Payment Required link.



- Click the Pay With Credit Card button to try again or Pay By (4H) Check payment method to change the payment method from a credit card. Please check with the local county office before selecting Pay By (4H) Check.



Payable Invoice		Pay With Credit Card	Pay By Check
Invoice			
Texas 4-H and Youth Development - Club Member Program Fee		\$25.00	
Total:		\$25.00	
Selected Payments:			
VISA - Declined		\$25.00	
4xxxx-xxxx-xxxx-9432			

PAYMENT NOTES AND TIPS

- The blue Pay With Credit Card button will only appear if the family is logged in with their family email address and their family password.
- If the family is logged in to their account and the blue Pay By Check button is not displayed then the county does not allow payments by check for enrollment.
- Browser issues and tips are provided at:
https://texas4-h.tamu.edu/wp-content/uploads/4honline_family_guide_credit_card_issue_tips.pdf