
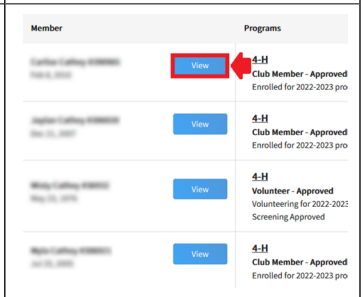

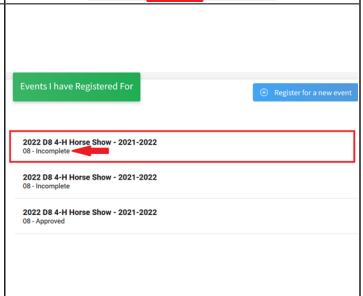
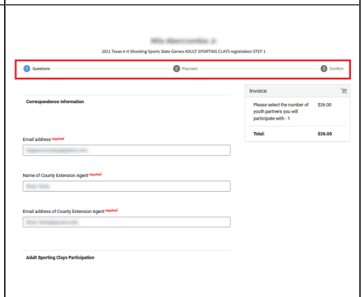
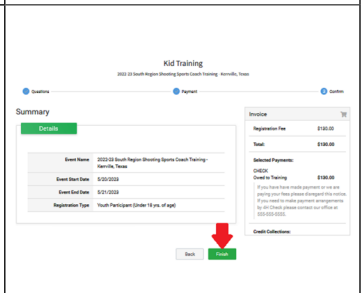


<p><b>STEP 1</b></p>	<p><b>LOGIN TO THE FAMILY ACCOUNT</b></p>	 <p>The screenshot shows the 4-H Online login interface. At the top is the 4-H Online logo. Below it is a form with an email field containing 'familyemail@gmail.com' and a password field with six dots. A blue 'Sign in' button is at the bottom.</p>
<p><b>STEP 2</b></p>	<p><b>CLICK THE BLUE VIEW BUTTON BESIDE THE APPROVED MEMBER'S NAME</b></p>	 <p>The screenshot shows a table of members. The first row is highlighted with a red box around the 'View' button. The member's name is '4-H Club Member - Approved' and it says 'Enrolled for 2022-2023 pro'.</p>
<p><b>STEP 3</b></p>	<p><b>CLICK THE EVENTS LINK ON THE LEFT SIDE NAVIGATION MENU</b></p>	 <p>The screenshot shows a 'Member List' page. On the left side, there is a navigation menu with 'Profile' and 'Events'. The 'Events' link is highlighted with a red box and a red arrow points to it.</p>
<p><b>STEP 4</b></p>	<p><b>CLICK THE EVENT NAME THAT HAS THE WORD INCOMPLETE BELOW IT</b></p>	 <p>The screenshot shows a list of events under the heading 'Events I have Registered For'. The first event, '2022 DB 4-H Horse Show - 2021-2022', is highlighted with a red box and has 'DB - Incomplete' written below it.</p>
<p><b>STEP 5</b></p>	<p><b>ANSWER ALL THE QUESTIONS AND CLICK THE BLUE NEXT BUTTON TO ADVANCE</b></p>	 <p>The screenshot shows a registration form for the '2022 DB 4-H Horse Show - 2021-2022'. It includes fields for 'Event Name', 'Event Date', 'Event Location', and 'Registration Type'. There are also sections for 'Adult Spurring Class Participation' and 'Payment Information'. A blue 'Next' button is visible at the bottom right.</p>
<p><b>STEP 6</b></p>	<p><b>ENTER THE PAYMENT IF APPLICABLE AND SUBMIT ON THE FINAL SCREEN</b></p>	 <p>The screenshot shows a 'Summary' page for the registration. It lists the event name, date, location, and registration type. There is a section for 'Payment Information' with a 'Total' of '\$10.00'. A blue 'Next' button is at the bottom right, with a red arrow pointing to it.</p>