

- Login to the family account.
- Click the blue Add Member button.

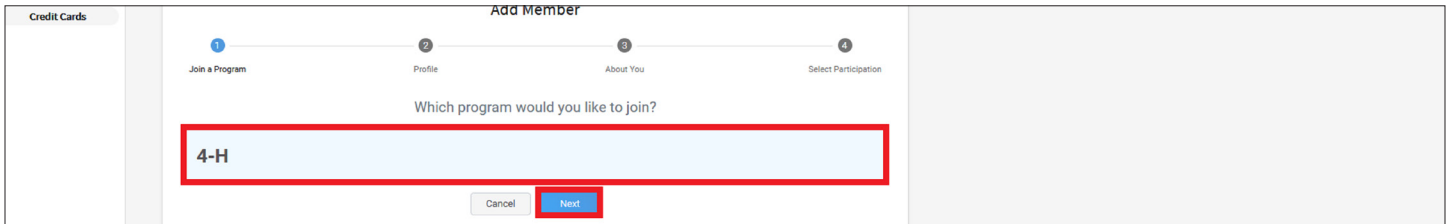


Credit Cards

Testing  
4hevents@ag.tamu.edu  
3321 LONGLEAF CIR  
COLLEGE STATION, TX 77845-5958  
111-111-1111

[Add Member](#)

- Click the shaded box labeled with the words to join the 4-H program.
- Click the blue Next button.



Credit Cards

**Add Member**

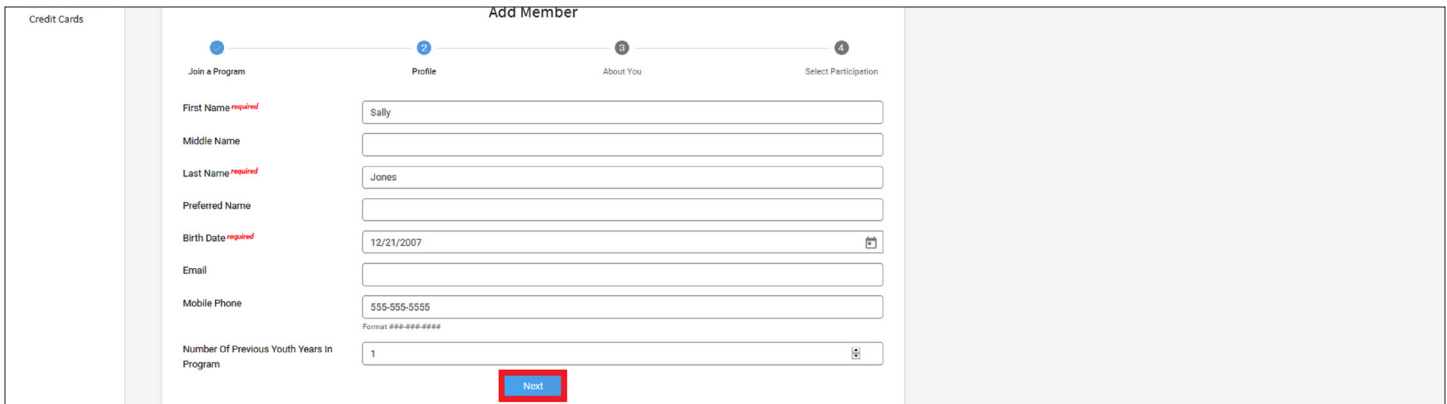
1 Join a Program    2 Profile    3 About You    4 Select Participation

Which program would you like to join?

**4-H**

[Cancel](#) [Next](#)

- Complete the blanks as accurate as possible. The birthdate field helps to determine the membership type.
- Click the blue Next button.



Credit Cards

**Add Member**

1 Join a Program    2 Profile    3 About You    4 Select Participation

First Name *required* Sally

Middle Name

Last Name *required* Jones

Preferred Name

Birth Date *required* 12/21/2007

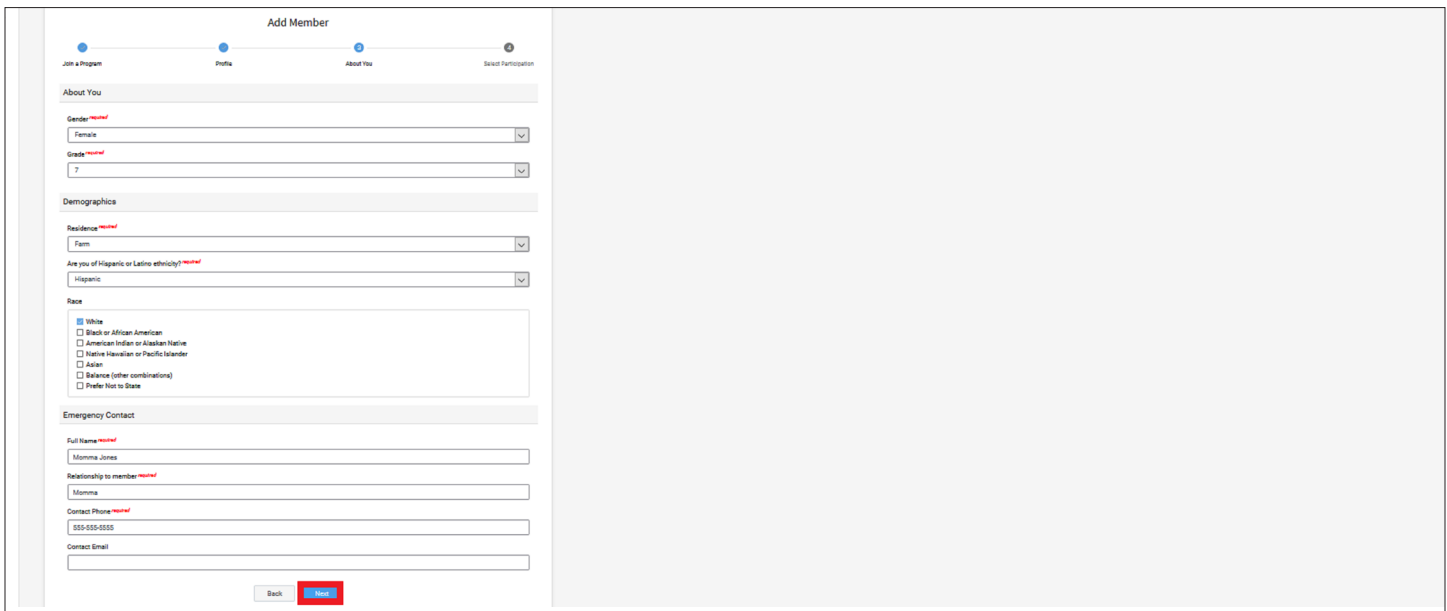
Email

Mobile Phone 555-555-5555  
Format ###-###-####

Number Of Previous Youth Years in Program 1

[Next](#)

- Complete the blanks as accurate as possible.
- Click the blue Next button.



**Add Member**

1 Join a Program    2 Profile    3 About You    4 Select Participation

**About You**

Gender *required* Female

Grade *required* 7

**Demographics**

Residence *required* Farm

Are you of Hispanic or Latino ethnicity? *required* Hispanic

Race

White  
 Black or African American  
 American Indian or Alaskan Native  
 Native Hawaiian or Pacific Islander  
 Asian  
 Balance (other combinations)  
 Prefer Not to State

**Emergency Contact**

Full Name *required* Momma Jones


Relationship to member *required* Momma

Contact Phone *required* 555-555-5555

Contact Email


[Back](#) [Next](#)

- Click the shaded box labeled with the words to join the 4-H program as a youth.
- Click the blue Finish button.

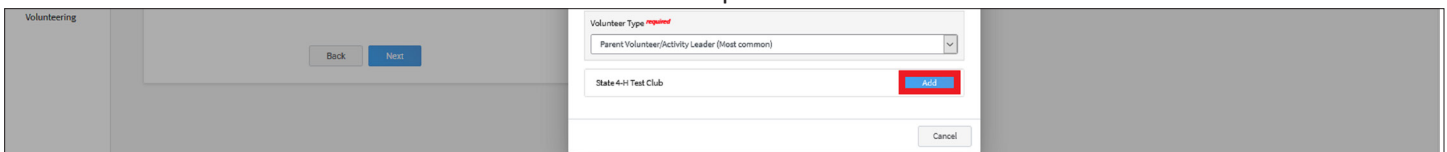


## CLUBS - UNITS

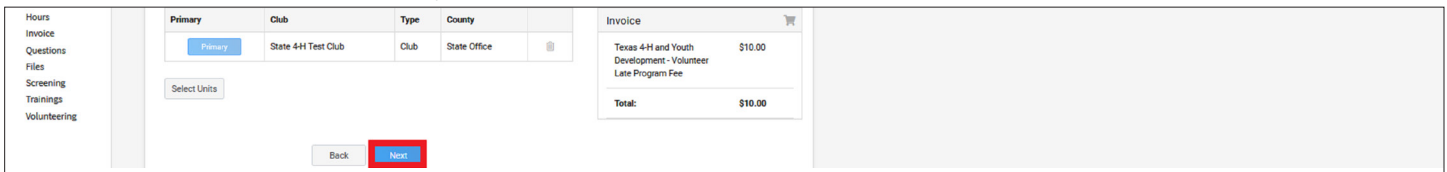
- After reading the instructions for the Clubs section, click the blue Select Clubs button.



- Click the blue Add button next to all clubs to add to the profile.




- Click the blue Select Units (Clubs) button to add additional clubs.
- Once all clubs have been added, click the blue Next button.



## PROJECTS

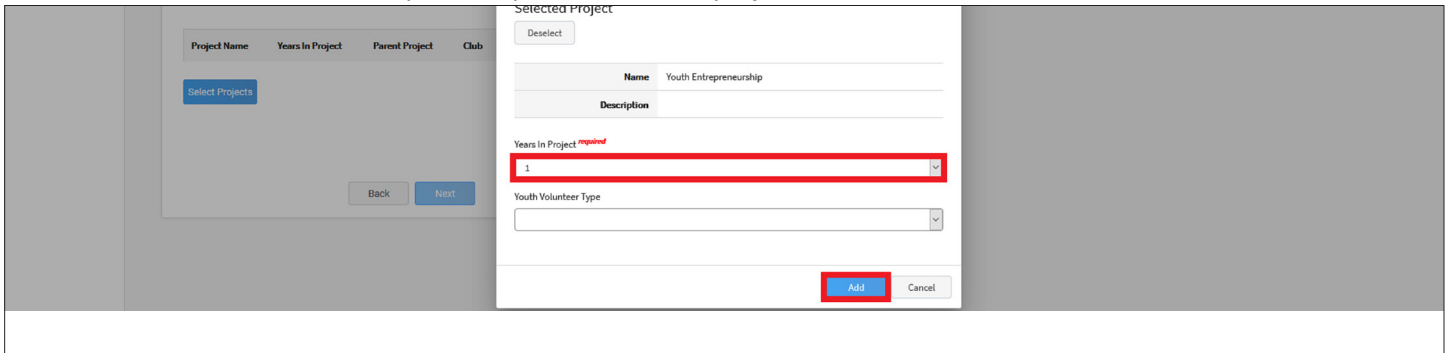
- After reading the instructions for the Projects section, click the blue Select Projects button.



- Click the blue Select button next to the project to add to the enrollment.



- Select the Years In Project from the drop-down menu. The default value is set to 1.
- Click the blue Add button. Repeat the process for each project.



Selected Project

Deselect

Name: Youth Entrepreneurship

Description:

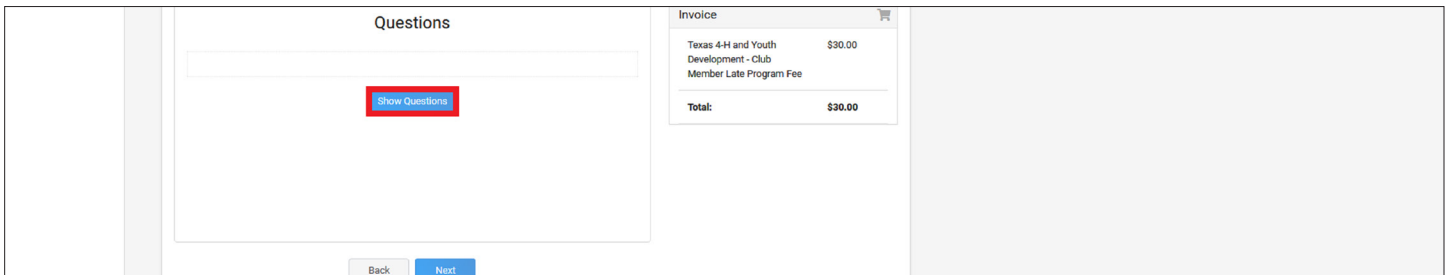
Years In Project <sup>required</sup>: 1

Youth Volunteer Type:

Add Cancel

## QUESTIONS

- Click the blue Show Questions button to display and answer all questions.
- Click the blue Next button.



Questions

Show Questions

Back Next

Invoice

Texas 4-H and Youth Development - Club Member Late Program Fee	\$30.00
<b>Total:</b>	<b>\$30.00</b>

## HEALTH SECTION

- Click the blue Show Health Form button to display and answer all questions and sign were designated.
- Click the blue Next button.



Show Health Form

Back Next

Member Late Program Fee

<b>Total:</b>	<b>\$30.00</b>
---------------	----------------

## CONSENTS SECTION

- Click the blue Show Consents button to display and answer all questions and sign were designated.
- Click the blue Next button.



Show Consents

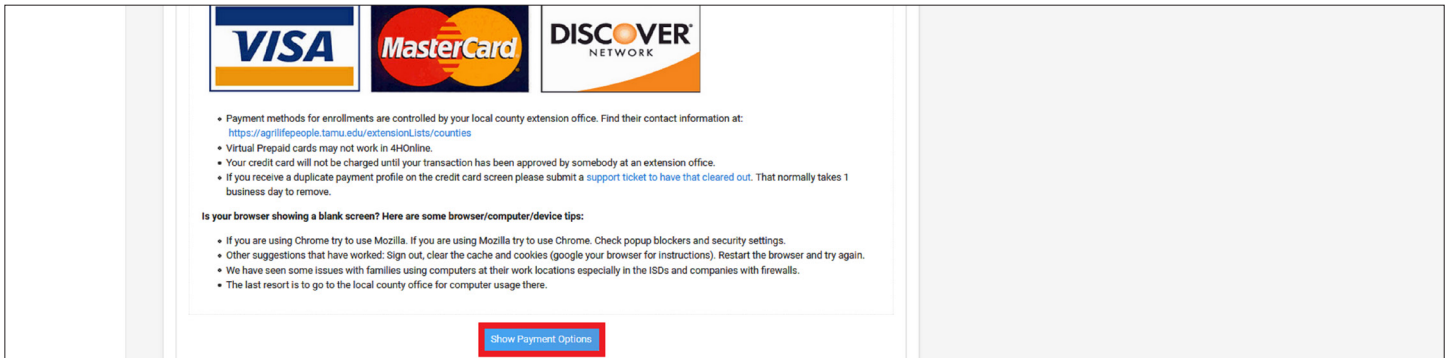
Back Next




Member Late Program Fee

<b>Total:</b>	<b>\$30.00</b>
---------------	----------------

## PAYMENT SCREEN

- Click the blue Show Payment Options button.



- Payment methods for enrollments are controlled by your local county extension office. Find their contact information at: <https://agrilifepeople.tamu.edu/extensionLists/counties>
- Virtual Prepaid cards may not work in 4HOnline.
- Your credit card will not be charged until your transaction has been approved by somebody at an extension office.
- If you receive a duplicate payment profile on the credit card screen please submit a [support ticket](#) to have that cleared out. That normally takes 1 business day to remove.

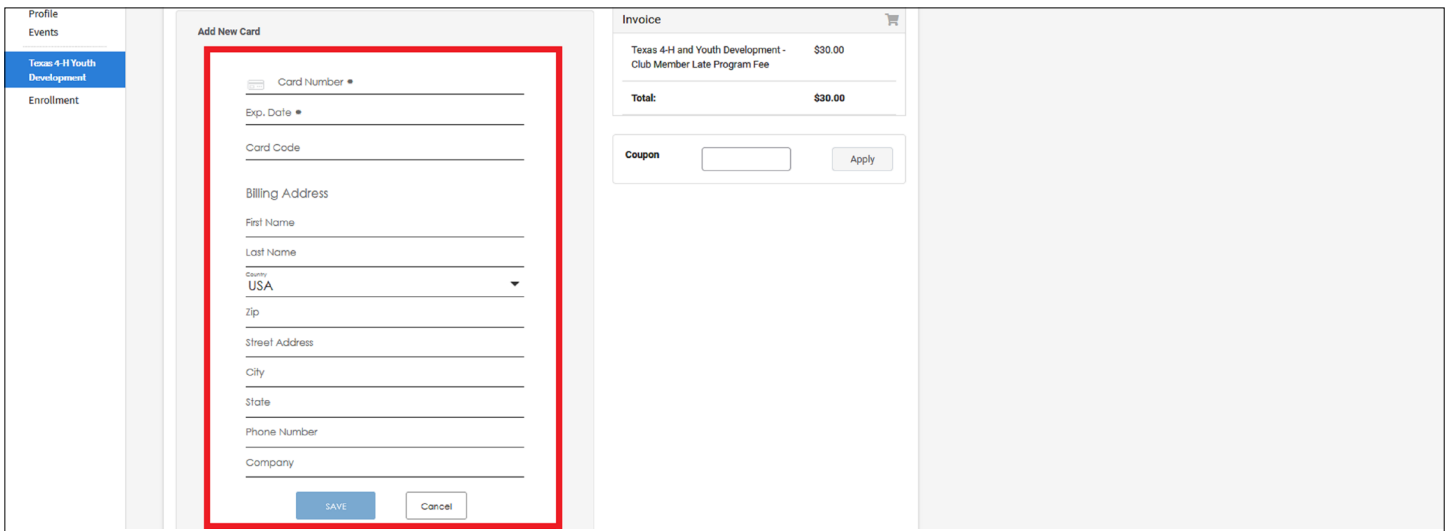
Is your browser showing a blank screen? Here are some browser/computer/device tips:

- If you are using Chrome try to use Mozilla. If you are using Mozilla try to use Chrome. Check popup blockers and security settings.
- Other suggestions that have worked: Sign out, clear the cache and cookies (google your browser for instructions). Restart the browser and try again.
- We have seen some issues with families using computers at their work locations especially in the ISOs and companies with firewalls.
- The last resort is to go to the local county office for computer usage there.

[Show Payment Options](#)

### Payment By Card

If there is not a credit card saved in the family profile, add the card information and click the blue Save button.



Profile  
Events  
Texas 4-H Youth Development  
Enrollment

**Add New Card**

Card Number \*

Exp. Date \*

Card Code

Billing Address

First Name

Last Name

Country  
USA

Zip

Street Address

City

State

Phone Number

Company

[SAVE](#) [Cancel](#)

**Invoice**

Texas 4-H and Youth Development - Club Member Late Program Fee \$30.00

**Total: \$30.00**

Coupon  [Apply](#)

### Payment By 4H Check

Click the blue Pay By Check button.



Payment for this invoice will be collected by State Office County Area. [Pay By Check](#)

- By applying this option you are accepting responsibility for the non-electronic payment method.
- Click the blue Confirm button to confirm the payment option.



By applying this option you are responsible for providing a check as payment. This may cause a delay in processing versus other methods of payment. Are you sure you want to continue?

[Confirm](#) [Cancel](#)

### Changing Payment Method

- If the payment method needs to be changed, click the Change Payment Method button. This is the only time a payment method can be changed.
- Click the blue Next button to advance to the submission screen.

**Selected Payment Method**

**Non-Electronic Payment**  
If you have made payment or we are paying your fees please disregard this notice. If you need to make payment arrangements by 4H Check please contact our office at 555-555-5555.

[Change Payment Method](#)

**INVOICE**

Texas 4-H and Youth Development - Club Member Late Program Fee	\$30.00
<b>Total:</b>	<b>\$30.00</b>

**Selected Payments:**

CHECK  
Owed to State Office **\$30.00**

If you have made payment or we are paying your fees please disregard this notice. If you need to make payment arrangements by 4H Check please contact our office at 555-555-5555.

Coupon

## SUBMIT SCREEN

- Click the blue Submit button at the bottom of the screen.

**Select Payment Method**

State 4-H Test Club, State Office - Primary

**Selected Projects**

Dairy Cattle - State 4-H Test Club

**INVOICE**

Texas 4-H and Youth Development - Club Member Late Program Fee	\$30.00
<b>Total:</b>	<b>\$30.00</b>

**Selected Payments:**

CHECK  
Owed to State Office **\$30.00**

If you have made payment or we are paying your fees please disregard this notice. If you need to make payment arrangements by 4H Check please contact our office at 555-555-5555.

## STATUS

### Active youth enrollments must have:

- Approved enrollment by the county office
- Enrollment Fees Received/Paid

Member	Programs	Notes
Johnny Smith #638652 Aug 15, 2010 <input style="float: right;" type="button" value="View"/>	<b>4-H</b> <b>ClubMember - Approved</b> Enrolled for 2020-2021 program year	Welcome to the new version of 4-H Online! Add family members by clicking on <b>add Member</b> at the top of this page. To enroll in a program click on the <b>enroll Now</b> link under the program name. If it shows <b>continue Enrolling...</b> under a program, that means you have not completed...