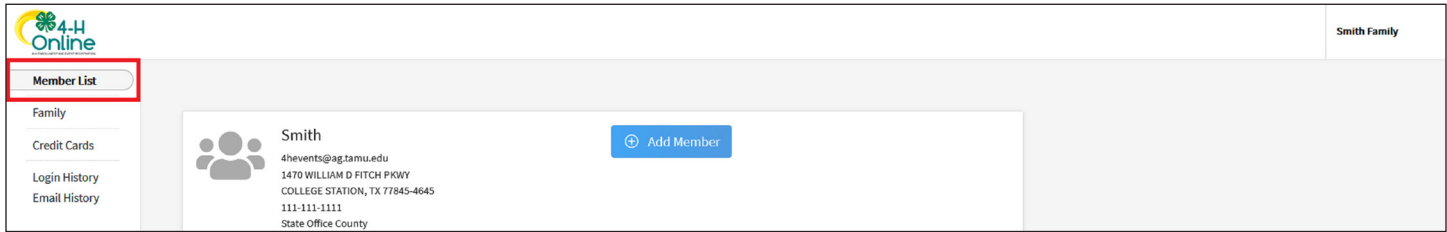
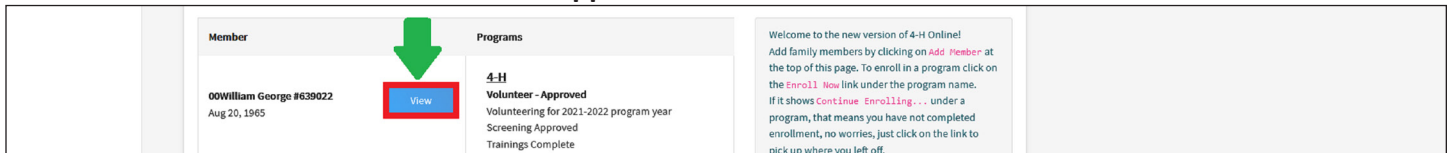


4HONLINE IS BEST USED IN CHROME, MOZILLA OR EDGE

- Click the Member List link from the navigation pane on the left side of the screen.



- Click the blue View button beside the approved member's name.




- Click the Events link from the navigation pane on the left side of the screen.



- Click the name of the event from the list.



- Click the Pay By Check payment method to change the payment method from a credit card.



Note: The blue Pay With Credit Card button will only appear if the family is logged in with their family email address and their family password.