

Texas 4-H Council

At-Large Video Submission and Photo Instructions



You are required to submit a two-minute video answering the following question.

If you were given one million dollars to improve the Texas 4-H program from the state level to the county/club level, how would you spend it?

You will need to upload your video to YouTube. You may set your video as unlisted (not private) to ensure privacy of your video which will allow only those with the link to view the upload. Please list the YouTube link to your video in the appropriate section in the 4HConnect application. Remember this should only be two-minutes maximum. The recording should ONLY be submitted via a YouTube link. You will need to check specifications for YouTube upload to reduce confusion after you film your video. This is a required component of the application. Please contact Jana Barrett if you have questions regarding this process.

This form does not need to be uploaded into 4-H Connect.

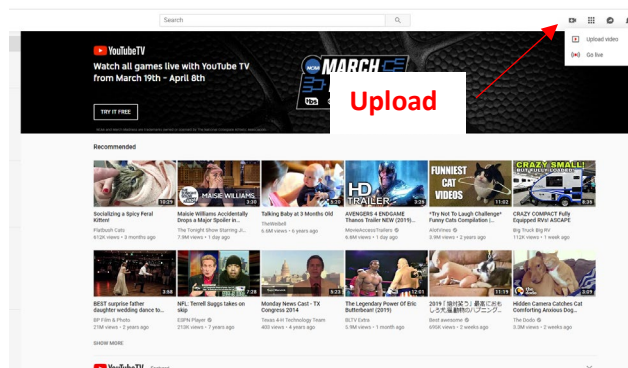
1. Go to www.youtube.com. Click on “Create Account.” If you already have a Gmail account, click on “Sign In” and proceed to Step 4.

English (United States) Help Privacy Terms

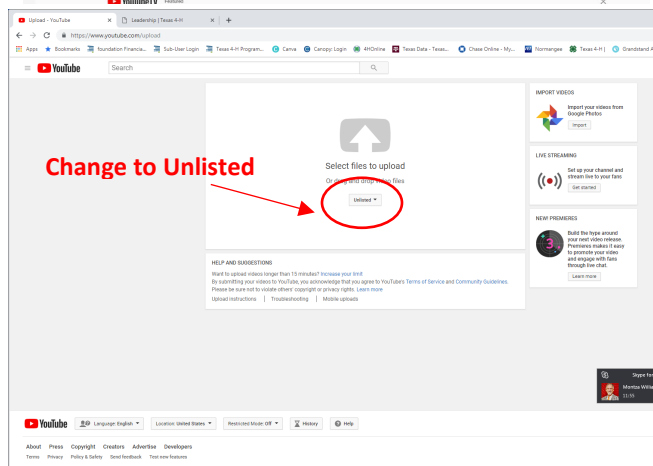
2. Complete the information shown to set up your account. Then click on “I Accept.”

English (United States) Help Privacy Terms

3. Once you have completed the account set-up, you should be ready to upload. Click on “Upload.” in top right corner of the page. Looks like a video camera with a + sign in the middle.

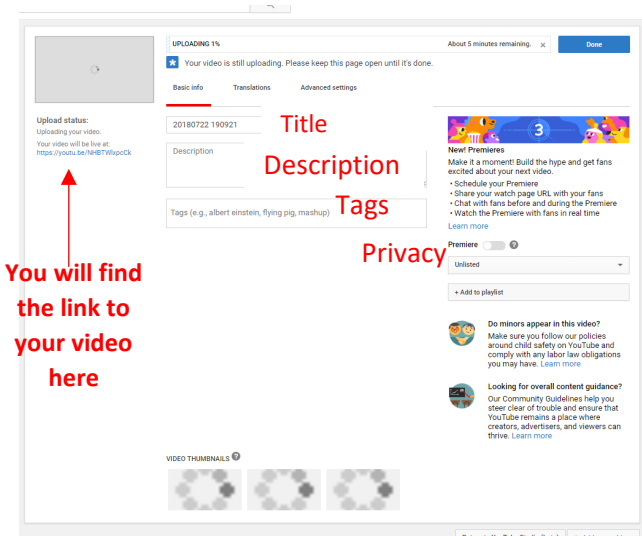


4. Click on “Upload Video.” The following page will appear. Depending upon your connection, the uploading process can take a while. Be sure to change the setting to “Unlisted” before uploading.



5. Once your video has loaded, you will get the following screen. Complete the information noted below.

- Preview : Make sure you see clips from your Video in the “preview” section.
- Title: Title for your design
- Privacy: Make sure this is set to “unlisted” or the link will not be able to be view by the Selection Committee
- Description: Type here in this box, “2019-2020 Texas 4-H Council Application – First and Last Name”
- Tags: 2020 Texas 4-H Council



6. Click “Save Changes” and include link in your online application through 4-H Connect.

Photo Submission:

Upload a nice, quality headshot photo (jpg) of yourself. No selfies!